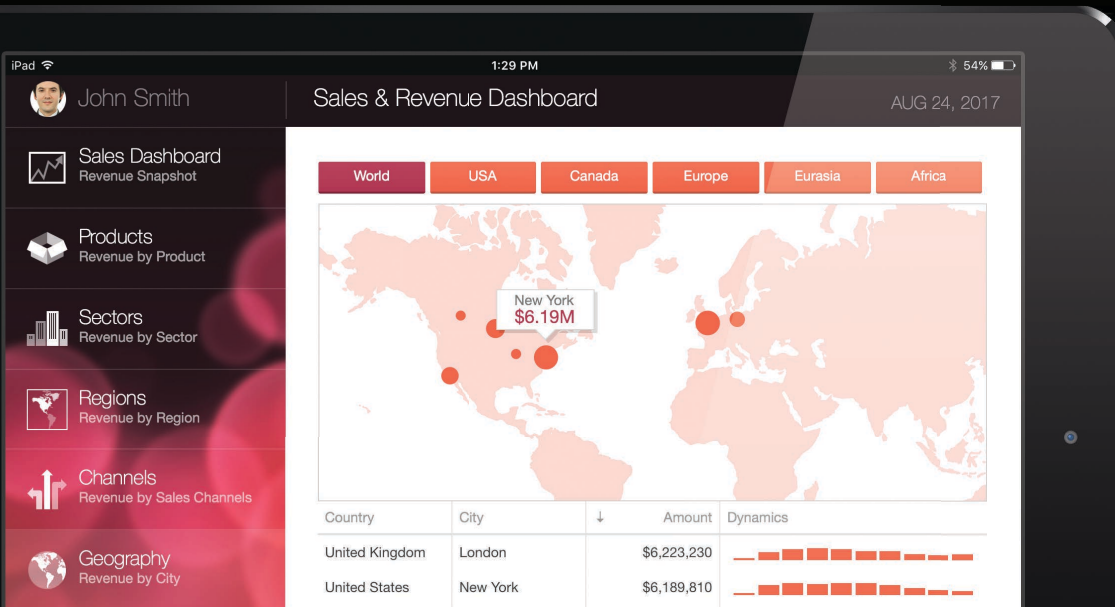


DevExtreme

High Performance HTML5/JavaScript Widgets for next-generation app development.



Learn more at
componentsource.com/devexpress



US Headquarters
ComponentSource
650 Claremore Prof Way
Suite 100
Woodstock
GA 30188-5188
USA

European Headquarters
ComponentSource
2 New Century Place
East Street
Reading, Berkshire
RG1 4ET
United Kingdom

Asia / Pacific Headquarters
ComponentSource
7F Kojimachi Ichihara Bldg
1-1-8 Hirakawa-cho, Chiyoda-ku
Tokyo
102-0093
Japan

www.componentsource.com

Sales Hotline:
(888) 850-9911



Build Your Best Without Limits or Compromise

WIN

ASP

WPF



VCL





















Experience the DevExpress Difference














Visit componentsource.com/devexpress to see why DevExpress has been the **#1 publisher** on ComponentSource for 8 straight years.



LEARN MORE
componentsource.com/devexpress

What's in Issue #99?

/n software	 /n software Red Carpet Subscription	6
Aspose	 Aspose.Total for .NET	8
	 Aspose.Cells for .NET	10
CData Software	 CData ADO.NET Subscription	12
	 CData Excel Add-In Subscription	13
	 CData ODBC Driver Subscription	14
	 CData PowerShell Cmdlet Subscription	15
	 CData SSIS Component Subscription	16
DevExpress	 DevExpress Universal	18
	 DevExtreme	20
GrapeCity	 ActiveReports	22
	 ComponentOne Studio	24
	 SpreadJS	26
	 ComponentOne Studio for Xamarin	28
	 Wijmo Enterprise	29
Infragistics	 Infragistics Ultimate	30
	 Infragistics Ignite UI	32
	 Infragistics Professional	34
	 Infragistics Ultimate UI for Xamarin	35

InstallAware	 InstallAware Studio Admin	36
	 InstallAware Studio	38
Syncfusion	 Syncfusion Essential Studio Enterprise	40
	 Syncfusion Essential Studio for Xamarin	42
Text Control	 TX Text Control .NET Server for ASP.NET	44
	 TX Text Control .NET for Windows Forms	46
Actipro Software	 Actipro WPF Studio	48
Apptimized	 Apptimized	50
Janus Systems	 Janus GridEX for .NET	52
LEADTOOLS	 LEADTOOLS Document Imaging SDK	54
Nevron	 Nevron Vision for SSRS	56
BCGSoft	 BCGControlBar Library Professional MFC	58
GigaSoft	 ProEssentials	59

© 1996-2017 ComponentSource. All Rights Reserved. All prices correct at the time of press. Online prices may vary from those shown due to daily fluctuations and online discounts.



Official Supplier

As official and authorized distributors, we supply you with legitimate licenses directly from 300+ software publishers.



24/5 Customer Service

Need help to find the right software license, upgrade or renewal?
Call, Email or Live Chat with our experts.









































Trusted for Over 20 Years




















Over 580,000 licenses delivered to Developers, SysAdmins, Corporations, Governments & Resellers, worldwide.

Open 24 hours a day, Monday to Friday

International Customer Service Centers in the US, UK and Japan.

 United States	888 850 9911
 US Gov't Sales	888 850 9966
 United Kingdom	0800 581111
 Japan	0120 343 550
 Argentina	0800 666 0185
 Australia	1 800 0 15292
 Austria	0800 281 750
 Belgium	0800 7 5603
 Brazil	0800 891 6478
 Bulgaria	00800 115 4445
 Canada	(888) 850 9911
 Chile	1230 020 6857
 China (North)	10800 481 1661
 China (South)	10800 813 1594
 Colombia	01800 710 2043
 Croatia	0800 22255
 Czech Republic	800 143 313
 Denmark	80 88 17 20
 Ecuador	1 800 010 562

 Finland	0800 1 18002
 France	0800 90 92 62
 Germany	0800 186 07 06
 Greece	00800 44121891
 Hong Kong	800 908 581
 Hungary	06800 16674
 India	000 800 44 01 455
 Indonesia	001 803 00811 351
 Ireland	1 800 535 661
 Israel	180 924 2003
 Italy	800 790046
 Japan	0120 343 550
 Korea, Rep. of	00798 14 800 6332
 Malaysia	1 800 81 7261
 Mexico	01 800 681 1559
 Netherlands	0800 022 8832
 New Zealand	800 449181
 Norway	800 1 3685
 Panama	00 1 800 203 1587

 Peru	0800 53288
 Philippines	1800 1816 0315
 Poland	00800 442 1092
 Portugal	800 844 125
 Russia	810 800 2251 1044
 Singapore	800 810 2136
 Slovenia	0800 80297
 South Africa	0800 99 1088
 Spain	900 93 8926
 Sweden	020 794 989
 Switzerland	0800 83 5305
 Taiwan ROC	00 801 814313
 Thailand	001 800 81 4 5257
 Turkey	00 800 4491 3617
 United Kingdom	0800 581111
 United States	888 850 9911
 Uruguay	000 401 902 38
 Venezuela	0 800 100 9103
 Viet Nam	120 81 863

US Headquarters

ComponentSource
650 Claremore Professional Way
Suite 100
Woodstock
GA 30188-5188
USA

Tel: +1 770 250 6100
Fax: +1 770 250 6199

Languages:
English / Spanish / Portuguese

Office Hours:
9:00am - 7:00pm EST

European Headquarters

ComponentSource
2 New Century Place
East Street
Reading
Berkshire
RG1 4ET
United Kingdom

Tel: +44 118 958 1111
Fax: +44 118 958 9999

Languages:
English / French / German /
Spanish / Italian

Office Hours:
9:00am - 5:30pm GMT & CET

Asia-Pac Headquarters


ComponentSource
7F Kojimachi Ichihara Bldg
1-1-8 Hirakawa-cho, Chiyoda-ku
Tokyo 102-0093
Japan

Tel: +81 3 3237 0281
Fax: +81 3 3237 0282

Languages:
English / Japanese / Korean /
Mandarin / Cantonese

Office Hours:
10:00am - 6:00pm JST

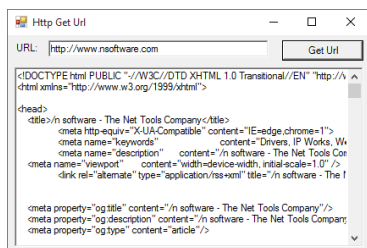
/n software Red Carpet Subscription



A comprehensive suite of Internet components. Any protocol, any platform, any IDE.

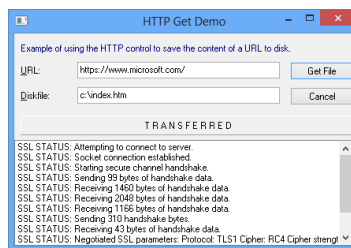
Publisher: /n software | Category: Communication & Messaging

Components for every major protocol from FTP to IMAP to SNMP, SSL and SSH security, S/MIME encryption, Digital Certificates, Credit Card Processing, ZIP compression, Shipping and Tracking, and e-business (EDI) transactions.



Exceptionally Responsive

Based on a highly optimized exceptionally responsive asynchronous socket architecture, the components consume a minimum of system resources while providing a high degree of compatibility with existing systems.



Enterprise Class Security

Robust enterprise-class security with up to 256-bit strong encryption using SSL and Digital Certificates. Authenticate and encrypt/decrypt data sent and received using SSL2, SSL3, TLS, TLS 1.1 or TLS 1.2.



Core Components

IP*Works! is a comprehensive framework for Internet development. It provides programmable, SSL-enabled components for sending email, transferring files, managing networks, browsing the Web and much more.



Prices from \$ 1,535.04

www.componentsource.com/nsoftware-red-carpet-subscription



We didn't invent the Internet...

...but our components help you
power the apps that bring it to business.

TOOLS • COMPONENTS • ENTERPRISE ADAPTERS

- **E-Business**
AS2, AS4, EDI/X12, OFTP ...
- **Credit Card Processing**
Authorize.Net, ACH, 3-D Secure ...
- **Shipping & Tracking**
FedEx, UPS, USPS ...
- **Accounting & Banking**
QuickBooks, OFX, SAP ...
- **Internet Business**
Amazon, PayPal, Google ...
- **Internet Protocols**
FTP, SMTP, IMAP, POP, WebDAV ...
- **Secure Connectivity**
SSH, SFTP, SSL, Certificates ...
- **Encryption & Certificates**
X.509, OpenPGP, SHA, S/MIME ...
- **Network Management**
SNMP, MIB, LDAP, Monitoring ...
- **Compression**
Zip, Gzip, Jar, AES, 7Zip ...

**2017 vol.3
UPDATE**

- **Platform updates:** .NET Standard and PHP 7
- **Security updates:** TLS 1.3, OpenSSL 1.1.X, JWS, JWE, and JWT
- **Cloud integration updates:** Wasabi and OneDrive for Business (Graph API)

connectivity
powered by 

To learn more please visit → www.componentsource.com



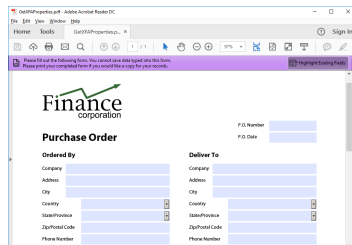
Aspose.Total for .NET

Open, create, render, print & save files from within your own applications.

Publisher: Aspose | Category: Document & Text Processing | ★★★★★

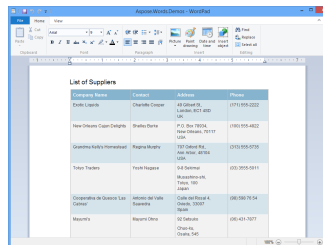


Aspose.Total for .NET is a compilation of every .NET component offered by Aspose. It allows you to create a wide range of applications that work with file formats from Excel, Word, PowerPoint, Project, OneNote, Outlook, Visio and PDF.



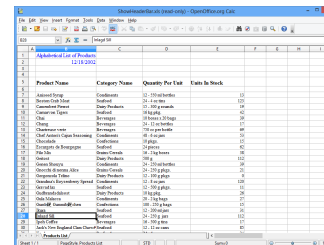
Aspose.Pdf for .NET

Includes a set of APIs for PDF document creation and manipulation, without using Adobe Acrobat. You can also transform each page of a PDF into conventional image formats such as BMP, JPEG, PNG and GIF.



Aspose.Words for .NET

An advanced class library that lets you perform a wide range of document processing tasks directly within your applications. Supports DOC, OOXML, RTF, HTML, OpenDocument, PDF, XPS, EPUB and many other formats.



Aspose.Cells for .NET

Enable .NET applications to create, modify, convert, render and print Excel spreadsheets without Microsoft Excel installed on the server. Supports XLS, XLSX, XLSM, XLTX/XLTM, HTML, CSV, ODS, PDF and more.



Prices from \$ 2,939.02

www.componentsource.com/aspose-total-net



File Format APIs

Open, Create, Convert, Print and Save files from your applications!



Aspose.Total

Enable your applications to manipulate Word, Excel, PDF, PowerPoint, Outlook and more than 100 other file formats for all major platforms.



Aspose.Words

Create, edit, convert or print Word documents (DOC, DOCX, RTF...)



Aspose.Cells

Create, Edit or Convert Excel worksheets (XLS, XLSX, ODS...)



Aspose.Pdf

Manipulate PDF file formats (PDF, PDF/A, XPS...)



Aspose.Slides

Create, edit or convert PowerPoint presentations (PPT, PPTX, ODP...)



Aspose.Email

Manipulate Email file formats (MSG, PST, EML...) and popular network protocols.



Aspose.BarCode

Generate or recognize barcodes (Code128, PDF417, Postnet...)

► Aspose.Imaging ► Aspose.Tasks ► Aspose.OCR ► Aspose.Diagram ► Aspose.Note ► Aspose.HTML

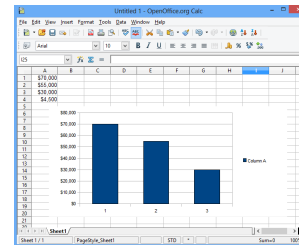
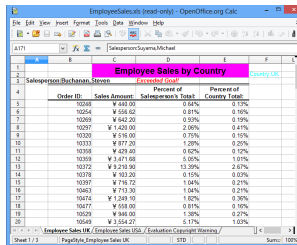
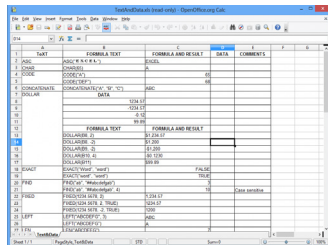
Aspose.Cells for .NET

Manipulate and convert spreadsheet files from within your own applications.

Publisher: Aspose | Category: Spreadsheet | ★★★★★



Aspose.Cells for .NET provides flexible components that enable .NET applications to create, modify, convert, render and print Excel spreadsheets without requiring Microsoft Excel to be installed on the server.



Supported File Formats

Aspose.Cells for .NET supports XLS, XLSX, XLSM, XLST, XLTX, XLTM, CSV, SpreadsheetML and ODS file formats. It also allows you to export Excel files to PDF, XPS, HTML, MHTML, TIFF, JPG, PNG, BMP and SVG.

Comprehensive Formatting

Aspose.Cells for .NET gives you absolute control over how your data is presented by offering advanced formatting features. You can apply individual formatting to a worksheet, row, column or cell.

Advanced Features

Save and open Excel files to and from streams, send generated output to client browsers and easily import formulas, images and charts from spreadsheets.



Prices from \$ 979.02
www.componentsource.com/aspose-cells-net



Manipulating Documents?



APIs to view, convert, annotate, compare, sign, assemble and search documents in your applications.



GroupDocs.Viewer

View over 50 documents and image formats in any application using document viewer APIs.



GroupDocs.Annotation

Add annotations to specific words, phrases and any region of the document.



GroupDocs.Conversion

Fast batch document conversion APIs for any .NET, Java or Cloud application.



GroupDocs.Comparison

Compare two documents and get a difference summary report.



GroupDocs.Signature

Digitally sign Microsoft Word, Excel, PowerPoint and PDF documents.



GroupDocs.Assembly

Document automation APIs to create reports from templates and various data sources.

▸ GroupDocs.Metadata

▸ GroupDocs.Search

▸ GroupDocs.Text

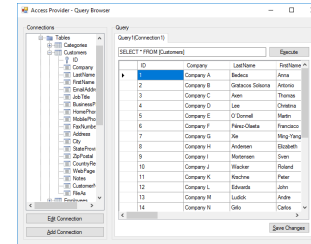
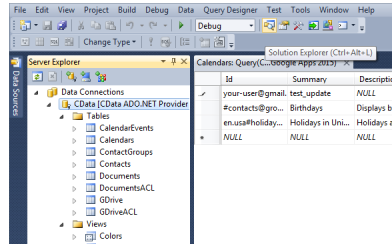
▸ GroupDocs.Editor

CData ADO.NET Subscription

Comprehensive access to data from ADO.NET.

Publisher: CData Software | Category: Data Access

Real-time data integration from 80+ SaaS, NoSQL, and Big Data sources. Includes a single SQL interface to data that insulates users from the challenges and complexities of integrating with individual APIs, SDKs, and services.



Connect .NET Apps to Data

Comprehensive access to application, database, and Web API data through easy-to-use tools. Whether you are building Desktop, Web, or Mobile apps you can use the drivers for fast and secure access to data.

Visual Studio Integration

The ADO.NET Data Providers can be used to access and explore data directly from the Visual Studio Server Explorer. These constructs return live data that you can work with directly from within Visual Studio.

Access Data from any .NET App

Use objects to connect to data just as you would any traditional database, through the Visual Studio Server Explorer, in code, and in data controls like `DataGridView`, `GridView` and `DataSet`.

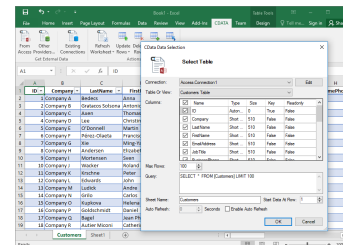
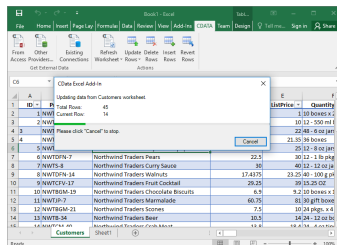


CData Excel Add-In Subscription

Access to applications, databases, and Web APIs directly from Excel worksheets.

Publisher: CData Software | Category: Data Access Infrastructure

CData Excel Add-In Subscription gives Excel users unlimited access to real-time data from an extensive list of applications, databases, and SaaS sources. From Big Data and NoSQL databases, to CRM, ERP, and accounting systems.



Included Data Sources

CData Excel Add-In Subscription includes 75+ data sources including Amazon DynamoDB, Authorize.Net, Facebook, Google AdWords, Microsoft Access, MySQL, Office 365, PayPal, QuickBooks and Xero Accounting.

Bi-Directional Access

Perfect for mass imports/exports/updates, data cleansing and Excel based data analysis. You can also modify and delete records, quickly export and backup data, and work on data with charts and pivot tables.

Easily Connect to Data

Users simply supply their credentials to create a connection and can immediately begin working with live data. The Excel Add-In is completely self-contained; no additional software installation is required.



Prices from \$ 293.02
www.componentsource.com/cdata-excel-add-in-subscription



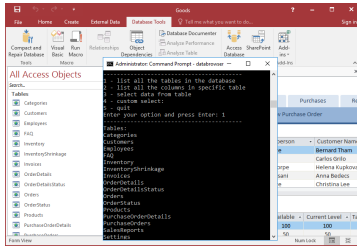
CData ODBC Driver Subscription

Connecting to data has never been easier.



Publisher: CData Software | Category: Data Access

CData ODBC Driver Subscription gives you access to live SaaS Apps, NoSQL, and Big Data from desktop clients through standard ODBC connectivity.



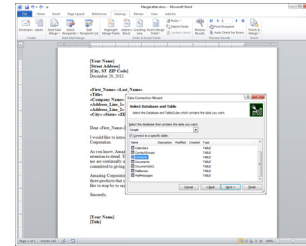
Connect to Live Data

The drivers include a library of 50+ functions, including String, Date and Numeric that can manipulate column values into the desired result. Popular examples include Regex, JSON, and XML processing functions.



Read & Write Data through ODBC

CData ODBC Driver Subscription includes 75+ data sources including Apache HBase, Azure Table, Gmail, Google Sheets, MailChimp, Microsoft Dynamics, SharePoint, SQLite, Sugar CRM, and YouTube Analytics.



Connect from Office Tools

Any application that can access data through ODBC, like Microsoft Excel, PowerPivot, or Word, can leverage the ODBC Drivers to connect to real-time data and help you with powerful capabilities like mail merge.



Prices from \$ 391.02

www.componentsource.com/cdata-odbc-driver-subscription



CData PowerShell Cmdlet Subscription

Access data directly from the PowerShell command-line.

Publisher: CData Software | Category: Data Access Infrastructure

The PowerShell Cmdlet Subscription offers straightforward access to live data from popular NoSQL and Big Data databases, CRM, ERP, accounting systems, marketing automation, cloud platforms, and more.



Real-time Access to Data

The Cmdlets offer a simple Transact-SQL interface for connecting with data, in a virtually identical way to how a user would interact with a relational database from PowerShell.



PowerShell Data Integration

Comprehensive access to application, database, and Web API data through familiar tools. The included Cmdlets enable PowerShell users to quickly and easily work with live data from virtually anywhere.



Clean & Normalize Data

Use PowerShell scripting to normalize and/or de-duplicate data or pipe data from various sources into flat-files, databases, and other data stores for archival, back-up and synchronization purposes.



Prices from \$ 391.02
www.componentsource.com/cdata-powershell-cmdlet-subscription



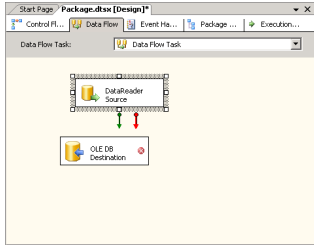
CData SSIS Component Subscription

Easily connect SSIS Workflows to applications, databases and Web APIs.



Publisher: CData Software | Category: Data Access Infrastructure

CData SSIS Component Subscription provides an easier and faster way to connect SQL Server with data. It offers straightforward access to NoSQL, Big Data, and SaaS Service data through standard SSIS Workflows.



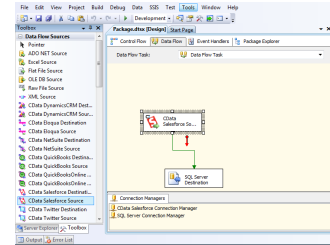
Connect SQL Server with Data

The SSIS Subscription offers access to all CData SSIS Components, providing SSIS Workflows with access to applications, databases and Web APIs, in minutes, through SQL Server Integration Services.



Included Data Sources

Integration with 80+ SaaS, NoSQL, & Big Data sources including Amazon SimpleDB, FreshBooks Accounting, Google Apps, Microsoft Dynamics, Office 365, QuickBooks, Salesforce & Force.com and Sugar CRM.



SQL Server Integration

Use CData Data Flow Tasks to connect SQL Server with data without expensive custom integration or application development. Includes full Create, Read, Update, and Delete (CRUD) support.



Prices from \$ 783.02
www.componentsource.com/cdata-ssis-component-subscription



Know SQL?

Connect to 80+ data sources (NoSQL, Big Data, SaaS, etc.) through standard SQL queries.



SQL is the language of data, and our state-of-the-art Drivers let you leverage the full power of SQL to connect with hundreds of applications, databases, and APIs. Through standards-compliant Driver technologies like ODBC, JDBC, ADO.NET, & OData, you can read, write, and update live data, from any data source, using standard SQL queries.



Learn more: www.componentsource.com/cdata



Copyright © 2017 CData Software, Inc. All rights reserved. All trademarks and registered trademarks are the property of their respective owners.

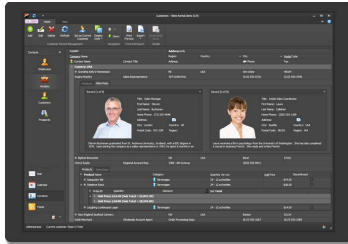
DevExpress Universal

All DevExpress Visual Studio products in one integrated subscription.



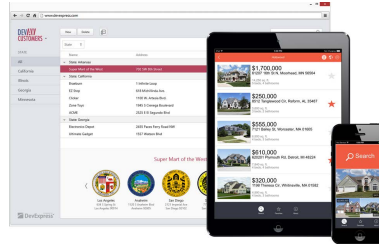
Publisher: DevExpress | Category: Presentation Layer | ★★★★★

Includes charts, data grids, spreadsheets, calendars, schedulers, diagrams, navigation, text editors, PDF, maps, gauges, tiles and data editors. Supports ASP.NET WebForms & MVC, WinForms, WPF, Windows 10 and HTML5/JS.



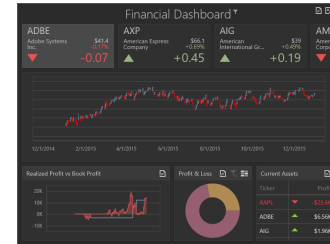
Present Your data, Your Way

With patent-pending server side data processing, DevExpress Data Grid is a full featured editing & data shaping component allowing end-users to easily manage information and display it as requirements dictate.



HTML5/JS Framework

A JavaScript development framework that allows you to create store-ready, multi-device applications across platforms and devices. Each widget includes a jQuery plugin and bindings to AngularJS and KnockoutJS.



Dashboard

Create insightful and information rich decision support systems for executives and business users across platforms and devices. Results are immediate, accurate and always relevant.



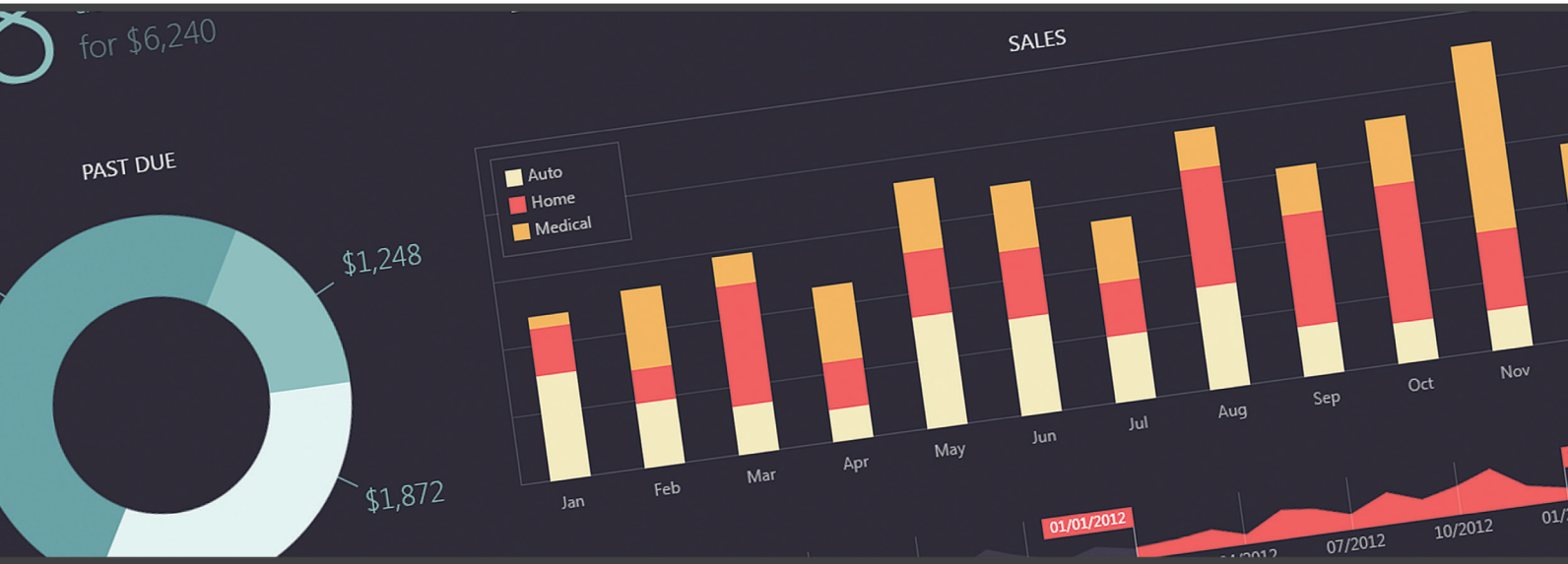
Prices from \$ 2,111.99

www.componentsource.com/devexpress-universal



Dashboards & Analytics

DevExpress Universal ships with everything you'll need to create information-rich decision support systems and to distribute your dashboard solutions royalty-free.



Your Next Great Dashboard Starts Here

Learn how you can create fully customizable Dashboards with our flexible data visualization tools.

componentsource.com/devexpress-universal



High-performance HTML5/JavaScript Widgets for next-generation app development.

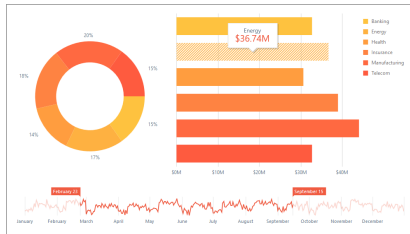
Publisher: DevExpress | Category: Presentation Layer

Use your familiarity with JavaScript and the Visual Studio IDE to build store ready apps that run across iOS, Android, and Windows Phone. Includes grids, charts, treelist, maps, forms, scheduler and more.

Full Name	Position	Address	Productivity Index
Mr. John Heart	CEO	351 S Hill St.	
Mrs. Olivia Repton	COO	807 W Paseo Del Mar	
Mr. Robert Reagan	Shipping Manager	4 Westmontland Pl.	
Mrs. Emma Sims	Shipping Assistant	1706 S Greenville Dr.	
Mr. Brett Wade	Shipping Assistant	1120 Old Mill Rd.	
Mrs. Sandra Johnson	Shipping Assistant	4600 N Virginia Rd.	
Mr. Kevin Carter	CTO	424 N Main St.	

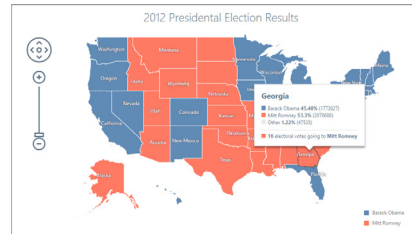
Tree List

The DevExtreme Tree List is an intuitive and easy to use widget that combines the power of a traditional HTML5 Grid and a TreeView in a single UI element.



Charting

Transform data to its most concise and readable visual representation. All chart, gauge and range selector widgets can be composed into beautiful, informative dashboards that effectively convey intelligence at a single glance.



Mapping

DevExtreme provides interactive maps that can be customized by using different providers and data sources. It supports Google and Bing map providers, roadmap, satellite and hybrid views, customizable markers and routes.



Reporting Made Easy

Inform and analyze with absolute ease. DevExpress Reporting includes an enterprise-ready reporting platform with integrated Windows & Web report designers.

INVOICE

NORTHWIND TRADERS

One Portals Way, Twin Points WA 98156 Phone: 1-206-555-1417 Fax: 1-206-555-5938

Ship To: [Invoices.ShipName]
[Invoices.ShipAddress]
ShipCityRegionPostalCode
[Invoices.ShipCountry]

Bill To: [Invoices.Customer.CompanyName]
[Invoices.Address]
CityRegionPostalCode
[Invoices.Country]

Date: {0:d}

Order ID:	Customer ID:	Salesperson:	Order Date:	Required Date:	Shipped Date:	Ship Via:
[Invoices.OrderID]	[Invoices.CustomerID]	[Invoices.SalespersonID]	[Invoices.OrderDate]	[Invoices.RequiredDate]	[Invoices.ShipDate]	[Invoices.ShipperID]

Quantity:	Unit Price:	Discount:	Extended Price:
[Invoices.Quantity]	[Invoices.UnitPrice]	[Invoices.Discount]	[Invoices.ExtendedPrice]

Text

- DATA BINDING
- SUMMARY

Angle

Bookmark

Parent Bookmark

Auto Width

Can Grow

Can Shrink

Multiline



Your Next Great Business Report Starts Here

See the power and flexibility of our reporting platform in action.

componentsource.com/devexpress-reporting



ActiveReports

A flexible and extensible platform for every kind of reporting.

Publisher: GrapeCity | Category: Reporting



Design, customize, publish, and view data in your business applications. Create everything from simple invoices to complex statistical data visualizations, and you can even enable your end users to design reports for themselves.

618 East 138th Street
Bronx, NY 10473
http://www.usatrade.com

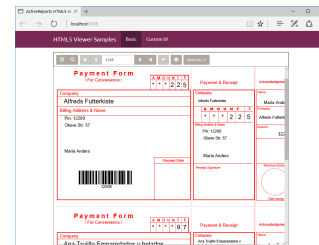
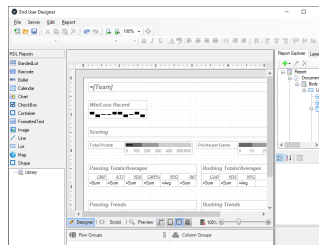
Invoice

Customer: **Country Foods Bob** No: **WS-DF502**

Thank you for your business.
Please find invoice details below

Last Invoice	Last Payment	Balance Due	Current Invoice	Tax	Total Due
\$1,510.00	\$1,510.00	\$0.00	\$6,532.00	\$426.00	\$8,058.00

Date	PO Number	Category	Product Name	Unit Price	Quantity	Price
08/05	GB485	10	250 ml coffee	\$1.00	100	\$100.00
08/05	GB485	10	350 ml black tea	\$1.20	300	\$360.00
08/05	GB255	11	(Orange) Juice 350 ml	\$1.20	200	\$240.00
08/05	H8224	14	Cocoa milk 350 ml	\$1.20	200	\$240.00
08/10	GB485	11	350 ml lemon tea	\$1.20	200	\$240.00
08/10	H4120	11	350 ml sports drink	\$1.20	100	\$120.00



Multi-Platform Report Viewers

Embed the fully customizable viewers in your HTML5, WPF, WinForms or ASP.NET MVC applications. PDF, Excel, Word and other export formats let you open report output in other programs.

Customizable End-User Designer

Embed a report design environment in your own WinForms applications, giving end users the power to design their own reports in a code-free ad-hoc reporting environment.

Report Types for Every Need

ActiveReports helps developers design accounting, analytical, budget, risk analysis, scientific, calendar, scorecard, insurance, healthcare, clinical, stock analysis, and other business reports for their apps.



Prices from \$ 1,575.02
www.componentsource.com/activerports-developer



A Comprehensive .NET Reporting Platform for Every Application

ActiveReports Developer and ActiveReports Server

Everything you need to create every kind of reporting solution

- Report viewers for all technology stacks
- Responsive web-based report portal and administrative dashboard
- Server integrated, web-based End User Report Designer
- Subscription based scheduling and distribution

Developer includes extensively customizable reports with data visualization, multi-platform viewer and designer controls

Server includes load balancing, scalability, multi-tenancy, single sign-on, security, scheduling, and batch printing

NEW VERSION!



20+ years on
the market



300,000+
developer
community



Multi-platform
report viewers



Trusted by
a worldwide
customer base



Fast
reporting

LEARN MORE AT WWW.COMPONENTSOURCE.COM/ACTIVEREPORTS

© 2017 GrapeCity, Inc. All rights reserved. All other product and brand names are trademarks and/or registered trademarks of their respective holders.



ActiveReports

Publisher: GrapeCity | Category: Presentation Layer | ★★★★★

The image shows a tablet and a smartphone displaying the Studio Market Share report. The tablet screen displays a bar chart of market share percentages for various studios, a pie chart of the top 10 studios, and a list of the top 10 studios. The smartphone screen shows a similar view but with a different set of data.

The screenshot shows a Tableau dashboard with two main sections. The top section, titled 'Sales Dashboard for 2016', contains a table of sales by country and a bar chart of sales by country for 2016. The table lists sales for the United States, Germany, UK, France, China, and India. The bar chart shows sales for each country, with the United States having the highest sales. The bottom section, titled 'Quarter Sales (2016 - 10/2016)', contains a line chart of sales by quarter and a bar chart of profit by quarter for 2016. The line chart shows sales for each quarter, with a significant increase in sales in the fourth quarter. The bar chart shows profit for each quarter, with a significant increase in profit in the fourth quarter.

[illegible]

Sort, group, filter, merge cells, freeze columns, and import or export to Excel with FlexGrid, an industry leading flexible data grid. Get power, flexibility, and speed in a single lightweight grid control.





ComponentOne

The Fastest Way To Build High-Performing, Feature-Complete Applications

Easy-to-use UI controls trusted by developers and enterprises worldwide

Develop fast, flexible enterprise-grade apps for Windows, web, and mobile with 300+ Visual Studio-integrated UI controls



Extensible controls with easy-to-use universal API



Industry's best high-performance grids, charts, and reports



Small footprint reduces app bloat



Global support and community

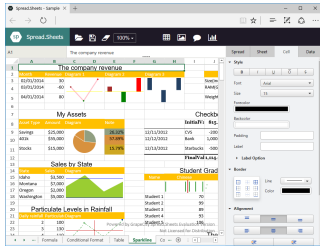
SpreadJS

Enterprise JavaScript spreadsheet and data presentation components.

Publisher: GrapeCity | Category: Spreadsheet



SpreadJS includes powerful JavaScript spreadsheet and grid components that developers can use to create data views, numerical models, forms, dashboards, and reports for the Web.



Data Display and Visualization

SpreadJS includes sparklines that allow you to quickly and professionally summarize data trends. You can also show performance indicators, data bars, color scales, and more with conditional formatting support.

A screenshot of a financial model spreadsheet in SpreadJS. The title is 'Leveraged Buyout (LBO) Model'. It contains various input fields, formulas, and calculated values. The spreadsheet is organized into sections like 'Input Values', 'Assumptions', 'Cash Flows', and 'Valuation'. It uses color coding and conditional formatting to highlight different data points.

JavaScript Spreadsheet

Display and manage data much like Microsoft Excel with features such as formula engine, sorting, filtering, input controls, sparklines, and native Excel file import and export. SpreadJS is optimized for speed.

A screenshot of a table within SpreadJS showing a list of formulas and their descriptions. The table has two columns: 'Formula' and 'Description'. It lists various statistical and mathematical functions like BETA.DIST, CEILING.PRECISE, CHISQ.DIST, and CONFIDENCE.TP, along with their respective parameters and what they calculate.

Function & Calculation Engine

Choose from over 300 built-in functions and apply them to individual cells, rows/columns, or entire sheets. You can also easily add an Excel-like formula text box to your sheets.



Prices from \$ 984.02
www.componentsource.com/spreadjs





Spread

Enterprise Spreadsheets for .NET and JavaScript

The tool of choice for every business application

GrapeCity **Spread Studio**, **SpreadJS** and the NEW **Spread.Services** are spreadsheet and data presentation component suites that help professional .NET and JavaScript developers create enterprise business applications for engineering, performance monitoring, accounting, and risk analysis for scientific, financial, and other environments.

LEARN MORE AT WWW.COMPONENTSOURCE.COM/SPREAD-STUDIO-FOR-NET

© 2017 GrapeCity, inc. All rights reserved. All other product and brand names are trademarks and/or registered trademarks of their respective holders.



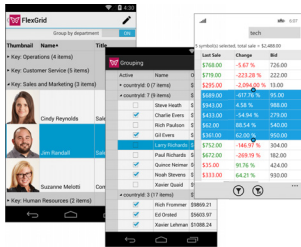
ComponentOne Studio for Xamarin

Code once in C# and XAML across native mobile devices.



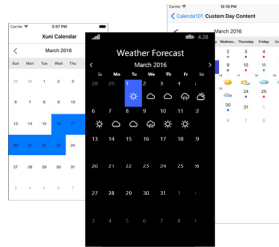
Publisher: GrapeCity | Category: Data Visualization

ComponentOne Studio for Xamarin enables you to deliver beautiful cross-platform native mobile apps with flexible controls including, grids, charts and gauges with adaptive styles for any device. Target Windows 10 apps as easily as you do iOS & Android.



FlexGrid

Display tabular data across columns and rows with this powerful grid control. FlexGrid for Xamarin brings a spreadsheet-like experience to your apps, with intuitive touch gestures and quick-cell editing capabilities.



Calendar

Calendar for Xamarin comes complete with intuitive navigation and selection gestures, animation and built-in globalization. Customize the appearance with horizontal or vertical navigation and custom display settings.



FlexChart

Visualize your data in a wide range of charts, including bar, column, area, line, spline, scatter, bubble & candle. With animation and interactive features, FlexChart for Xamarin brings life to your mobile dashboards.



Prices from \$ 881.58

www.componentsource.com/componentone-studio-for-xamarin

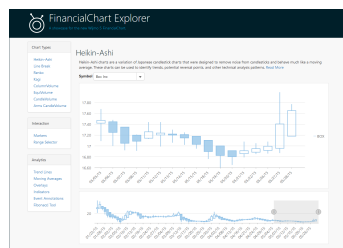


Wijmo Enterprise

Lightning-fast, touch-first, flexible controls for your enterprise applications.

Publisher: GrapeCity | Category: Presentation Layer

Wijmo's JavaScript/HTML5 controls are written in TypeScript for enterprise application development. With touch-first design and full Angular support, Wijmo's FlexGrid and chart controls focus on top performance and zero dependencies.



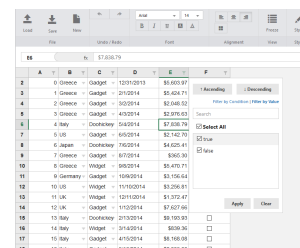
FinancialChart for JavaScript

Instantly create stunning, advanced stock trending visualizations with the powerful FinancialChart for Wijmo. Analyze with trendlines, filters, range selectors and annotations - all with minimal coding.

Date	Acoba		Wijmo		Grand Total	
	Sales	Diff	Sales	Diff	Sales	Diff
2015 Q1	2,158		1,892		4,050	
2015 Q2	2,113	-2 % ▼	2,000	6 % ▼	4,113	2 % ▲
2015 Q3	2,049	-3 % ▼	2,163	8 % ▼	4,212	2 % ▲
2015 Q4	2,231	9 % ▼	2,277	5 % ▼	4,508	7 % ▼
2016 Q1	2,048	-8 % ▼	1,930	-15 % ▼	3,978	-12 % ▼
2016 Q2	1,918	-6 % ▼	2,214	15 % ▼	4,132	4 % ▼
2016 Q3	2,187	14 % ▼	2,281	3 % ▼	4,468	8 % ▼
2016 Q4	1,991	-9 % ▼	2,000	-12 % ▼	3,991	-11 % ▼
2017 Q1	2,081	5 % ▼	2,163	8 % ▼	4,244	6 % ▼
2017 Q2	1,962	-6 % ▼	2,088	-3 % ▼	4,050	-5 % ▼
2017 Q3	1,746	-11 % ▼	2,067	-1 % ▼	3,813	-6 % ▼

OLAP Pivot Controls

Create Excel-like, web-based pivot tables in JavaScript with Wijmo's OLAP module. Process and aggregate thousands of rows in milliseconds with no server-side dependencies.



JavaScript Spreadsheet

Produce an Excel-like experience in your web app with a fast, lightweight control allowing users to import spreadsheets, apply formulas, format and freeze cells, undo/redo, and export data to Excel.



Infragistics Ultimate

UX & UI tools built to accelerate the application design & development process.



Publisher: Infragistics | Category: Presentation Layer

Hundreds of UI controls including charts, grids and MS Office-compatible frameworks. Supports ASP.NET & MVC, JavaScript, Windows Forms, WPF, Xamarin, Android and iOS. Also includes prototyping, usability testing and data visualization tools.



Modern Web on Any Device

A HTML and JavaScript toolkit that helps you build modern browser experiences on the desktop, tablet or phone. Create responsive apps with AngularJS directives, Angular 2 Components and Bootstrap support.



Develop

UX & UI tools built to accelerate the application development process for desktop, Web, mobile & hybrid apps. Ultimate now includes ReportPlus Embedded, allowing you to add powerful analytics to your next app.



Native Mobile Controls

Includes everything you need to build native mobile apps with dynamic charts and high-performance data grids. Using Infragistics Xamarin.Forms you can architect multiple experiences with a single codebase.



Prices from \$ 1,955.10

www.componentsource.com/infragistics-ultimate





Write Fast, Run Fast

with **Infragistics Ultimate** Developer Toolkit

UI controls & productivity tools for quickly building high-performing web, mobile, and desktop apps

Featuring

- Xamarin UI controls and productivity tools
- JavaScript/HTML5 and ASP.NET MVC components with support for:

 **ANGULAR**  **ANGULARJS**  **Knockout**  **React**  **Bootstrap**

Also includes controls for Windows Forms, WPF, and ASP.NET, plus prototyping, usability testing, and more.

Learn more about Infragistics Ultimate
componentsource.com/infragistics



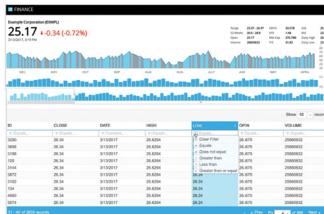
Infragistics Ignite UI

Create high-performance, touch-first, responsive apps.



Publisher: Infragistics | Category: Presentation Layer

A complete HTML5 & JavaScript toolkit to build modern browser experiences on any device - desktop, tablet or phone. Create powerful Angular and React modern Web applications with fast, easy-to-use UI components and productivity tools.



ANGULAR ANGULARJS Knockout React Bootstrap

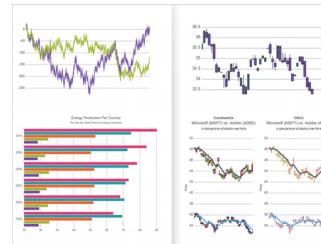
Build Modern Apps

Ignite UI plays nice with all your favorite app frameworks, data binding libraries and IDEs. With full support for AngularJS, Angular, KnockoutJS, ASP.NET MVC, Bootstrap, React and more, the choice is yours.

Company Name	Volume	Price	Change	Price Change
Beaumont International	235,048,338	\$45.47	-0.01%	\$0.00
Beaumont International	171,142,861	\$1.05	-1.02%	\$0.00
Beaumont International	94,229,203	\$1.25	-0.71%	\$0.00
Beaumont International	11,440,432	\$0.75	-0.71%	\$0.00
Beaumont International	—	\$0.25	-0.71%	\$0.00
Beaumont International	41,914,832	\$1.20	-0.71%	\$0.00
Beaumont International	—	\$101.50	-1.00%	\$0.00
Beaumont International	31,331,345	\$4.15	-1.00%	\$0.00
Beaumont International	17,341,388	\$1.12	-0.00%	\$0.00
Beaumont International	31,134,326	\$1.00	-1.00%	\$0.00
Beaumont International	31,134,326	\$4.21	-1.00%	\$0.00
Beaumont International	—	\$10.00	-1.00%	\$0.00
Beaumont International	25,449,000	\$1.01	-1.00%	\$0.00
Beaumont International	31,134,326	\$4.21	-1.00%	\$0.00
Beaumont International	—	\$10.00	-1.00%	\$0.00

Lightweight and Fast

Ignite UI delivers best-in-class performance for your high-demand data needs. The virtualized, load-on-demand data grids can handle any data scenario.



Data Visualizations

With HTML5 charts, gauges, financial charts, statistical and technical indicators, trend lines and more, deliver the most demanding and beautiful touch-friendly dashboards for desktop and mobile apps.



Prices from \$ 681.10
www.componentsource.com/infragistics-ignite-ui





Ignite UI for JavaScript

Quickly create high performing
JavaScript / HTML5 apps with 70+ ASP.NET
MVC and native Angular UI Components

Build intuitive UI's for line-of-business applications
with the industry's top performing grids and charts.

Learn more about Ignite UI
componentsource.com/infragistics



Infragistics Professional

Build functional and stylish Enterprise-ready applications.



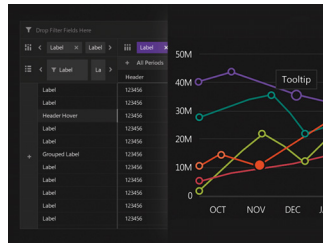
Publisher: Infragistics | Category: Presentation Layer | ★★★★★

Get performance, ease of use, and styling with a powerful suite of UI components that allows you to develop across all browsers, devices, and platforms. Contains hundreds of UI controls, including grids, charts, maps and MS Office-compatible frameworks.



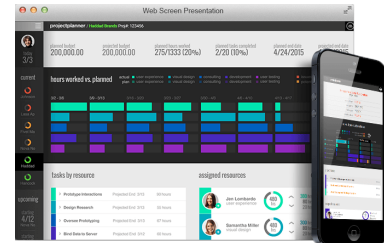
Time-Saving Xamarin Controls

45+ native controls for Xamarin.iOS, Xamarin.Android, and Xamarin.Forms enable maximum code-sharing and incredible performance. Includes grids, charts, and exclusive productivity tools.



Touch-friendly WPF Controls

Bring modern, engaging apps for desktop and touch-screen devices to market while shortening development time. Includes fast data grids, charts, dynamic data visualization, scheduling, styling and themes.



Modern Web Development Tools

With full support for Angular 2 and Bootstrap 4, Ignite UI is the complete HTML & JavaScript toolkit that helps you build modern browser experiences on the desktop, tablet or phone.



Prices from \$ 1,465.10
www.componentsource.com/infragistics-professional

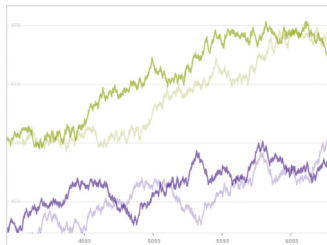


Infragistics Ultimate UI for Xamarin

Create fast, beautiful, cross-platform mobile apps.

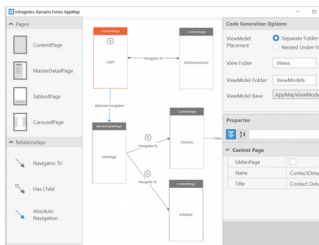
Publisher: Infragistics | Category: Presentation Layer

Includes 45+ native controls for Xamarin.iOS, Xamarin.Android, and Xamarin.Forms that enable code-sharing and incredible performance. Includes grids, business charts (bar, column, pie, area), financial and sparkline charts, gauges and more.



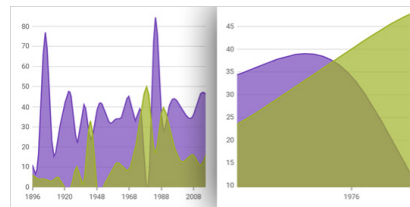
Fast Performance

Rapid data visualization delivers powerful performance with even the largest real-time streaming datasets. Visualize hundreds of thousands of data points, without sacrificing quality or frame rate.



Time-Saving Productivity Pack

Includes Xamarin Productivity Pack with control configurators, AppMap, and NuGet-powered Xamarin.Forms Toolbox. Streamline your coding so you can focus on innovating and solving business problems.



Animated Transitions

Choose from 18 different animated transitions based on the movement and direction of animated data points. Transitions include accordion, expansion from value midpoints, zero value, sweep from side and more.



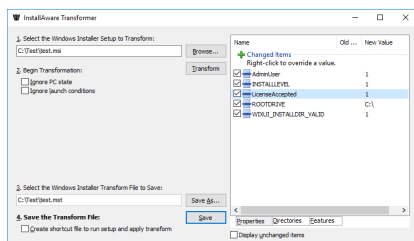
InstallAware Studio Admin



A powerful Windows software installation solution with Web-based automation support.

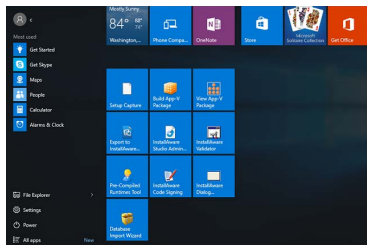
Publisher: InstallAware | Category: Release Automation & Management

Provides the advantages of true Windows Installer rapid development productivity, plus repackaging support and a Web based Automation Interface.



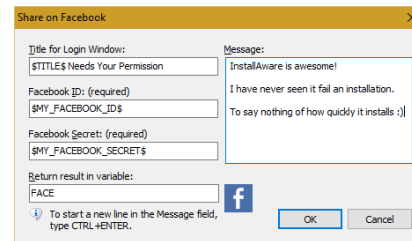
InstallAware Transformer

Give non-developers a point-and-click way to create MST transform files for any MSI setup. Any user may run through the setup, and instead of installing the package, InstallAware creates an MST transform file.



Latest Technology Support

InstallAware supports Windows 10 and Visual Studio 2017. Display installation progress on the Windows Taskbar, and pin apps to the new Windows 10 Start Menu Live Tiles.



Post to Social Networks

Query for social network credentials at any time while your setup is running on end-user systems. Tweet on Twitter and Share on Facebook, before continuing with your installation.



Prices from \$ 3,919.02
www.componentsource.com/installaware-studio-admin



New **InstallAware X6 Creators Update** with Installation Tailoring, Unicode Setup Capture with Stackable Noise Filters, Automated Virtual Machine Unit Testing, 64-bit Compression, and an Open Source Desktop Bridge.

- Visually create MST Windows Installer transform files using the new InstallTailor InstallAware Transformer.
- Use the industry's fastest setup capture, fortified with three new stackable filters to eliminate capture noise.
- Run automated installation unit tests simultaneously on as many virtual machines as your hardware can handle.
- Reduce runtimes such as SQL Server Express to half of their already-compressed size with 64-bit compression.
- Cross Microsoft's Desktop Bridge toll-free to the Universal Windows Platform APPX Highway!

www.componentsource.com/installaware



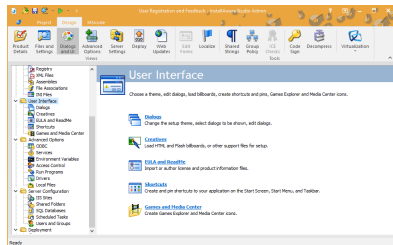
InstallAware Studio



A powerful software installation solution for deploying products, patches and updates.

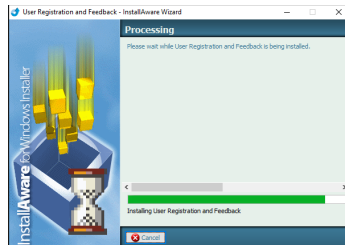
Publisher: InstallAware | Category: Release Automation & Management

Supports the latest technologies and provides the advantages of true Windows Installer rapid development productivity. Enables MSICode scripting for rapid setup development without the steep learning curve of other setup solutions.



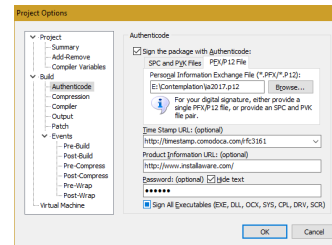
Easy MSI Customization

InstallAware setups don't have any dependencies or require scripting runtimes. It is possible to completely customize your setup even if you're unfamiliar with Windows Installer.



Faster, More Reliable Installs

Ships with a Native Code Setup Engine, a faster and more reliable alternative to Windows Installer. The Native Engine with InstantInstall Acceleration creates Windows Installers faster by an order of magnitude.



SHA 256 Code Signing

InstallAware applies a smart algorithm to determine whether files are going to be singly signed, doubly signed, or skipped. All signing happens automatically to comply with Microsoft's code signing standards.



Prices from \$ 1,959.02

www.componentsource.com/installaware-studio



Only **InstallAware X6 Creators Update** Integrates with
Visual Studio 2012-2017, Building Desktop Bridge
(Windows Store)/WSA Installer (Nano Server)/Sideload
APPX, App-V, MSI, and EXE Setups from a Single Toolbar Click.

- › Target Windows Store submissions, Nano Server Installers, or Sideload with the New APPX Builder 2.0.
- › Build an APPX, App-V, MSI, or EXE with a single click on the InstallAware Visual Studio Extension Toolbar.
- › Safely deploy the latest runtimes .NET Framework 4.7, SQL Server 2016 SP1, Visual C++ Runtimes 14.x/15.x.
- › Leverage full-stack integration with Microsoft Team Foundation Server 2010-2017 and Visual Studio 2003-2017.
- › Use the two-way synchronized InstallAware IDE to flesh out setups either visually or by MSIcode scripting.



www.componentsource.com/installaware

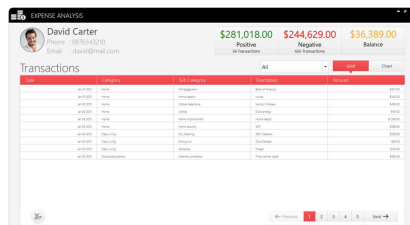
Syncfusion Essential Studio Enterprise

Deliver better solutions with a complete suite of .NET & JavaScript controls.



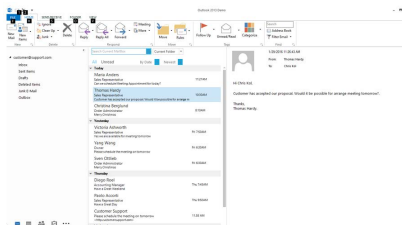
Publisher: Syncfusion | Category: Presentation Layer | ★★★★★

Includes 800+ components across Windows Forms, WPF, ASP.NET MVC, ASP.NET Web Forms, LightSwitch, Silverlight, iOS, Android, Windows Phone, Xamarin, JavaScript and UWP. No royalties, run-time, or server deployment fees.



Powerful Data Grid

Data-bind to any data source, format data with a rich selection of cell types, and enable editing, sorting, filtering and grouping within a few minutes. Export to Excel and PDF formats.



Outlook-style Scheduling

Add a customizable Outlook-style calendar / scheduler to your applications. Users can plan, create and manage appointments/events and also organize various other activities like meetings, deadlines, tasks, etc.



ASP.NET Web Forms

A comprehensive suite of ASP.NET Web Forms components for Enterprise Web development. It includes several complex widgets such as data grid, chart, gantt, diagram, spreadsheet, schedule, pivot grid and much more.



Prices from \$ 1,795.50
www.componentsource.com/syncfusion-essential-studio-enterprise

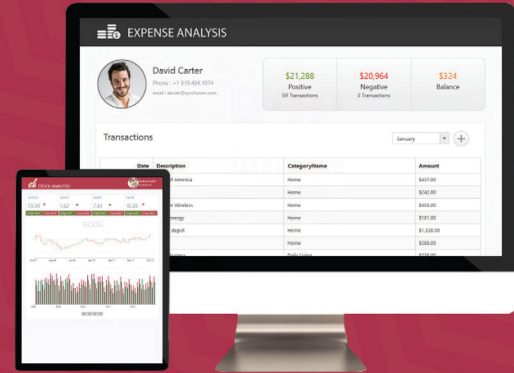


MORE THAN 800 CUSTOMIZABLE

CONTROLS AND FRAMEWORKS

PLUS FREE ACCESS TO:

- Dashboard Platform
- Report Platform
- Big Data Platform
- Data Integration Platform



ESSENTIAL STUDIO ENTERPRISE EDITION

WEB

ASP.NET MVC
ASP.NET Web Forms
ASP.NET Core
JavaScript

MOBILE

JavaScript
Xamarin
Universal Windows Platform

DESKTOP

Windows Forms
WPF
Universal Windows Platform

FILE FORMATS

Excel
PDF
Word
PowerPoint

DATA SCIENCE

Predictive Analytics

VOLUME 3 NOW AVAILABLE:

Dozens of new controls, features,
and enhancements!

CHOOSE WITH CONFIDENCE



120+
FIVE STAR REVIEWS

LEARN MORE

componentsource.com/syncfusion



Syncfusion Essential Studio for Xamarin

Comprehensive component suite for Xamarin.iOS, Xamarin.Android & Xamarin.Forms.



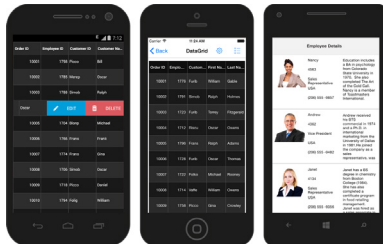
Publisher: Syncfusion | Category: Presentation Layer

90+ components including charts, gauges, datagrid, treemap, Excel, Word, PDF, data input, autocomplete and barcode. Easily integrate the components within your applications, with thorough documentation, knowledge base articles and samples.



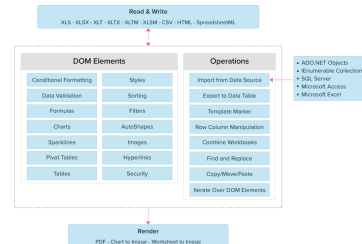
Plot 20+ Chart Types

The Chart control can plot over 20 chart types, from line charts to specialized financial charts. Its rich feature set includes functionalities like data binding, multiple axes, trackball, tooltip and zooming.



Essential DataGrid for Xamarin

A grid component built to achieve the best performance on the Xamarin platform. It offers responsive touch, scrolling 100,000s of records and includes advanced features such as grouping, sorting and filtering.



Read/Write Excel Files

Essential XlsIO is a library that can read and write Microsoft Excel files. It includes a comprehensive API, has no external dependencies and can be used on systems without Excel installed.



 Syncfusion®

+

 Xamarin

CALLING ALL C# DEVELOPERS!



Meet the challenge of cross-platform development

- ✓ 90+ Xamarin controls, including the fastest chart and grid available.
- ✓ Build apps that run across iOS, Android, and Windows using a single C# codebase.
- ✓ New in Volume 3: Picker, radial menu, & data form controls, plus the official release of the PDF Viewer!

GET STARTED TODAY!

componentsource.com/syncfusion-essential-studio-for-xamarin

 Syncfusion®

TX Text Control .NET Server for ASP.NET

Powerful word processing & reporting for your Web Forms & MVC Web applications.

Publisher: Text Control | Category: Word Processing

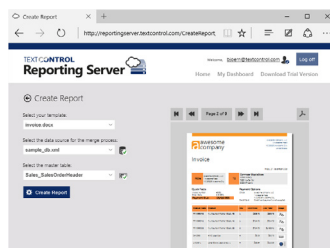


Specifically designed to run in server side applications, TX Text Control .NET Server for ASP.NET is ideal for batch processing or printing large volumes of documents.




Document Conversion

Convert and modify different document types. Supports a wide range of word processing formats (RTF, DOC, DOCX, HTML, XML, PDF) and image file formats (GIF, PNG, JPG, BMP, WMF, EMF, TIF).



Automate MS Word Documents

Replacing MS Office Automation in applications is a typical use case for document APIs such as TX Text Control. Automate, edit and create documents using UI and non-UI components.



Cross-Browser Designer

A true WYSIWYG, HTML5-based Web editor & reporting template designer. Give your users an MS Word compatible editor to create powerful reporting templates anywhere, in any browser, on any device.

TEXTCONTROL

Prices from \$ 2,938.04

www.componentsource.com/tx-text-control-net-server



ASP.NET MVC REPORTING

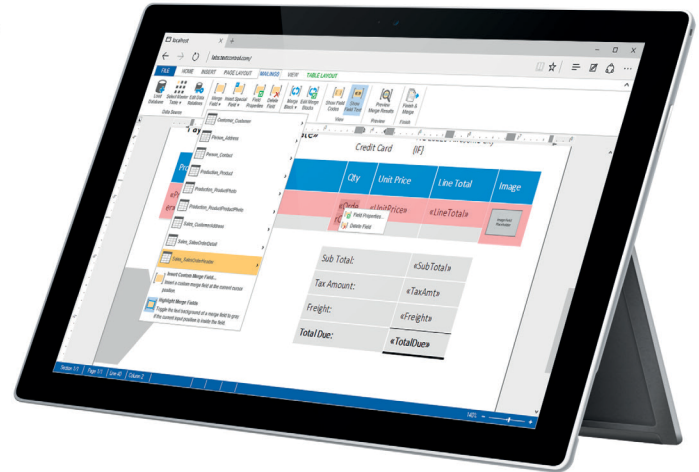
The first cross-browser, true
WYSIWYG HTML5-based
document editor.

Now with full
ASP.NET MVC support.



Give your users an MS Word compatible editor to create powerful documents and reporting templates anywhere - in any browser. Feature-complete including mail merge, sections, headers and footers, drawings and shapes, tables, barcodes and charts.

Available for ASP.NET Web Forms and MVC.



Edit and create
MS Word
documents



Create and modify
Adobe® PDF
documents



Create reports
and mail merge
templates



Integrate with
Microsoft®
Visual Studio

PM> Install-Package TXTextControl.web

Find out more about TextControl:

www.componentsource.com/textcontrol

TEXT CONTROL



Software • Training • Consulting

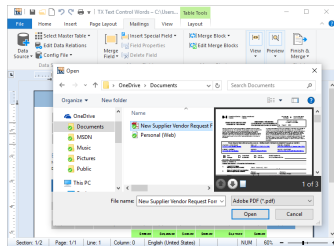
TX Text Control .NET for Windows Forms

Add Microsoft Word look and feel editing to your Windows Forms applications.



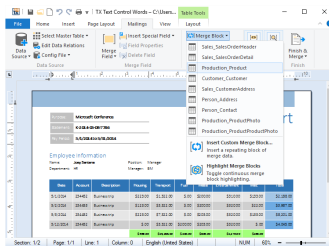
Publisher: Text Control | Category: Word Processing

TX Text Control .NET for Windows Forms is a royalty-free, fully programmable rich edit control that offers developers a broad range of word processing features in a reusable component for Visual Studio.



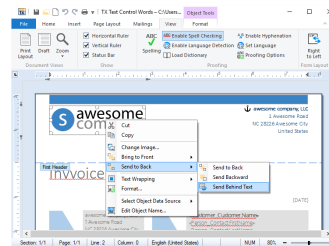
Import Adobe PDF Documents

Import PDF documents, and view, edit or convert them. Imported PDFs can be modified just like any other format. The fully featured API can be used to change the content or to search on the document.



Reporting and Mail Merge

Text Control combines the power of a programmable reporting tool and WYSIWYG word processor. Create mail merge and table reports, master-detail and sub-reports based on MS Word compatible report templates.



Word Compatible File Formats

Modify MS Word documents or create Adobe PDF documents from your application. Supports a range of word processing formats (RTF, DOC, DOCX, HTML, XML, PDF) and image formats (GIF, PNG, JPG, BMP, WMF, EMF, TIF).

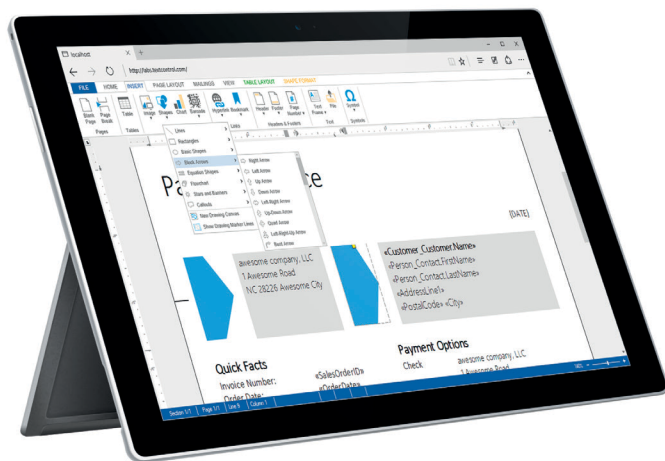
TEXTCONTROL

Prices from \$ 1,045.59

www.componentsource.com/tx-text-control-net-professional



ALL ABOUT DOCUMENTS


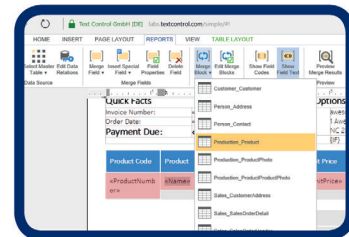


Text Control provides deep functionality components and consulting to integrate reporting and word processing into .NET Windows, Web and Mobile applications.

Reporting and Mail Merge

The Text Control Reporting Framework combines powerful reporting features with an easy-to-use, MS Word compatible word processor for ASP.NET, WPF and Windows Forms. Users can create documents and templates using ordinary Microsoft Word skills.

TX Text Control is completely independent from MS Word or any other third-party application and can be completely integrated into your business application.



MS Word compatible Rich Text Editing

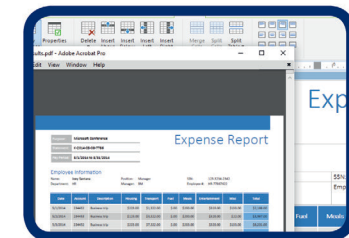
These feature-complete, fully programmable rich edit controls offer developers a broad range of word processing features in reusable UI and non-UI components for ASP.NET, WPF and Windows Forms.

They provide comprehensive text formatting, powerful mail merge features and all word processing key concepts such as table support, images, headers and footers, page sections and spell checking.

Load and Save Adobe PDFs

Using TX Text Control, Adobe PDF and PDF/A documents can be created including document access security settings and digital signatures.

PDF documents can be imported to be viewed, edited and converted. Edit PDF documents just like any other format such as DOC or DOCX. A fully featured API can be used to modify the content or to search through the document.



Find out more about TextControl:

www.componentsource.com/textcontrol



Software • Training • Consulting

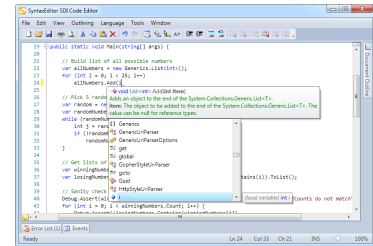
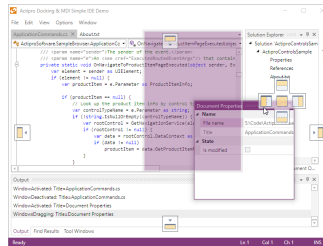
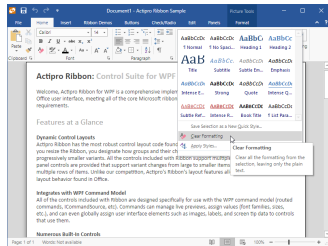
TEXT CONTROL

Actipro WPF Studio

Everything you need to add rich functionality to your WPF apps.

Publisher: Actipro Software | Category: Presentation Layer | ★★★★★

Over 100 WPF controls and components including barcodes, charts, datagrid, docking & MDI, editors, gauges, micro charts, navigation, property grid, ribbon, syntax editor, themes, tree controls, views, wizards, and a shared library of controls.



Professional Themes for Apps

Use Actipro's theming system to create a cohesive theme across all the controls in your application, and include Actipro's ribbon control to implement a familiar modern interface for productivity applications.

Docking, MDI & Property Grids

Actipro's docking windows & MDI controls provide the modern features found in major IDEs, including appealing animations. Combine with Actipro's property grid & syntax editor to make distinctive applications.

Code Editing in Your Apps

SyntaxEditor is a powerful text editing control that is packed with features for efficient code editing, including syntax highlighting, code outlining, parsing, line numbers and block selection.



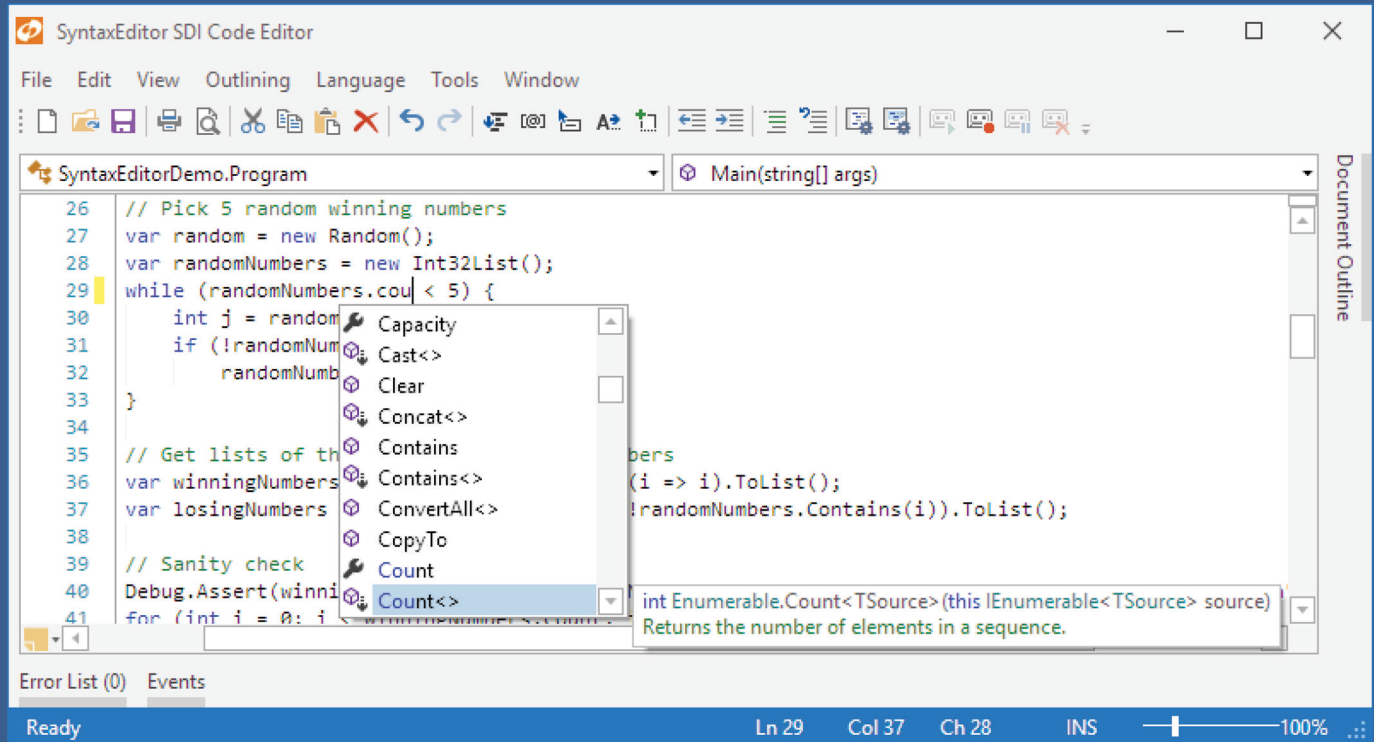
Prices from \$ 636.02
www.componentsource.com/actipro-wpf-studio



Actipro SyntaxEditor

for WPF, Universal Windows, Silverlight, WinForms

*The ultimate syntax-highlighting
code editor control*



Discover the possibilities...
componentsource.com/actipro



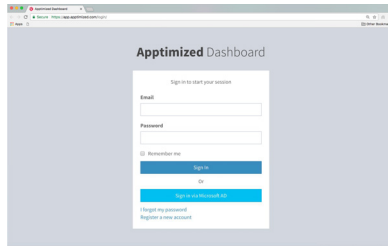
Apptimized

Cloud-based application packaging, start packaging for Windows 10 now.



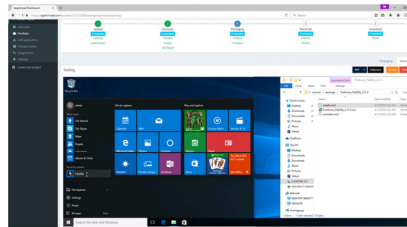
Publisher: Apptimized | Category: Cloud Services

Test, remediate, package and manage unlimited desktop applications for one low fee. Apptimized is completely cloud based, no need to stand up any hardware or software, and ready to support Windows 10 today.



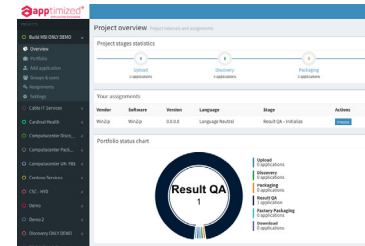
Package Anywhere, Anytime

Apptimized's unique cloud-based solution means that packages can be created without the need for any hardware or software, just an internet connection. Package anywhere, anytime, on any device.



Package for Windows 10 Today

Apptimized can be set-up and configured to deliver customized MSI and App-V packages to individual requirements within minutes. Start packaging for Windows 10 now.



Unlimited Apps - One Low Fee

Everything needed to test, remediate, manage and create unlimited customized application packages for one low fee.



Prices from \$ 5,292.00
www.componentsource.com/apptimized



Start packaging for Windows 10 today with Apptimized

Everything needed to test, remediate, package and manage line of business software **in the cloud**.



No need for hardware or software. Process unlimited applications for one low fee.



Package anywhere, anytime, from any device

Learn more at:

www.componentsource.com/apptimized



Microsoft
Partner

Janus GridEX for .NET

A data-aware, fully editable Outlook-style grid component.

Publisher: Janus Systems | Category: Grids | ★★★★★



Janus GridEX for .NET implements its own data binding mechanism in order to perform sophisticated data manipulation. It also has an unbound mode for managing data in any format without sacrificing any group or sort capabilities.

OrderID	ProductID	UnitPrice	Quantity	Discount	Total
10282	62	€27.20	40	0	\$1,088.00
OrderID: 10283	50	€10.00	30	0	\$300.00
10283	59	€14.00	4	0	€72.00
10283	49	€15.00	40	0	\$600.00
OrderID: 10284	24	€3.60	15	0.15	\$48.00
10284	55	€19.35	21	0.15	\$242.12
10284	19	€3.00	21	0	\$180.00
OrderID: 10285	1	€15.30	30	0	\$259.50
10285	18	€13.90	35	0	\$486.50
OrderID: 10286	59	€40.00	35	0	\$1,760.00
OrderID: 10286	53	€46.20	15	0	\$380.00
10286	77	€15.40	12	0	\$204.96
OrderID: 10287	27	€20.10	25	0	\$807.50
10287	59	€14.40	15	0	€86.40
OrderID: 10287	77	€10.40	15	0	\$156.00
OrderID: 10288	2	€15.20	50	0.2	\$608.00

CustomerID	CompanyName	ContactName	ContactTitle	Address
ALFKY	Alfreds Futterkiste	Alfred Schmidt	Owner	Haus 12, 45566 Lahr, Germany
ANATR	Antrone Pasticceria	Antonio Moreno	Owner	Matilde S. 2312, Roma, Italy
BOLID	Bólido Compañía	Christina Berglund	Order Administrator	Regusvägen 8, 223 87 Borås, Sweden
BONAP	Bonaparte & Co.	Philippe Chenet	Marketing Manager	24, place Kléber, 54100 Sarrebourg, France
BSYSP	Bryson Systems	Myra Cade	Human Resources Manager	1900 E. Broadway, Suite 140, Denver, CO 80202, USA
CHOPD	Chop-D'Neuf	Yves Labrousse	Owner	67, rue des Bouchers, 13100 Aix-en-Provence, France
COMPE	Compe, S.A.	Antonio Moreno	Owner	C/ Aragón, 67, 28015 Madrid, Spain
FRANR	France Resto	Marie Perrier	Owner	18, rue de la Liberté, 67000 Strasbourg, France
HUNGC	Hungry for Coffee	Ernst Handel	Sales Manager	Hofgasse 55, 1010 Vienna, Austria
ISLAT	Islandia	José Pedro Freyre	Sales Manager	C/ Ramirez, 33, 28015 Madrid, Spain

CustomerID	CompanyName	ContactName	ContactTitle	Address
ALFKY	Alfreds Futterkiste	Alfred Schmidt	Owner	Haus 12, 45566 Lahr, Germany
ANATR	Antrone Pasticceria	Antonio Moreno	Owner	Matilde S. 2312, Roma, Italy
BOLID	Bólido Compañía	Christina Berglund	Order Administrator	Regusvägen 8, 223 87 Borås, Sweden
BONAP	Bonaparte & Co.	Philippe Chenet	Marketing Manager	24, place Kléber, 54100 Sarrebourg, France
BSYSP	Bryson Systems	Myra Cade	Human Resources Manager	1900 E. Broadway, Suite 140, Denver, CO 80202, USA
CHOPD	Chop-D'Neuf	Yves Labrousse	Owner	67, rue des Bouchers, 13100 Aix-en-Provence, France
COMPE	Compe, S.A.	Antonio Moreno	Owner	C/ Aragón, 67, 28015 Madrid, Spain
FRANR	France Resto	Marie Perrier	Owner	18, rue de la Liberté, 67000 Strasbourg, France
HUNGC	Hungry for Coffee	Ernst Handel	Sales Manager	Hofgasse 55, 1010 Vienna, Austria
ISLAT	Islandia	José Pedro Freyre	Sales Manager	C/ Ramirez, 33, 28015 Madrid, Spain

Hierarchical Data Display

Create effective Outlook-like user interfaces that display hierarchical data. The control allows you to display, edit, sort, group, filter, manipulate, summarize, preview and print your data.

Filtering

Define simple or complex conditions that can be used to filter, format or find rows which conform to the criteria. The control also presents a filter row which permits users to easily filter the data.

CardView

Janus GridEX for .NET CardView supports multicolumn layouts and the ability to expand or collapse cards. ColumnSets can also be used while the control is in CardView.



Prices from \$ 489.00
www.componentsource.com/janus-gridex-net



Janus WinForms Controls Suite v4

Add powerful Outlook style interfaces to your applications

Janus WinForms Controls Suite enhances your applications with a powerful user interface that features the familiar Outlook visual style. All controls are 100% .NET managed code, 64-bit compatible and support Visual Studio and .NET Framework Client Profiles.

Janus WinForms Controls Suite includes sample applications that let you quickly add Outlook look and feel to your applications.



Janus
systems

Learn more at:

www.componentsource.com/janus-systems

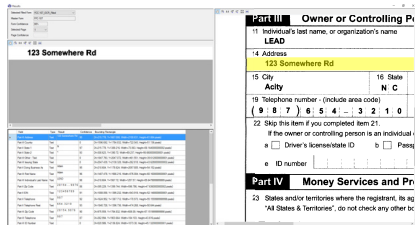
LEADTOOLS Document Imaging Suite SDK

Develop powerful document imaging applications.



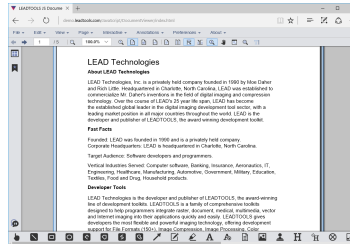
Publisher: LEADTOOLS | Category: Image Editing & Processing | ★★★★★

Build end-to-end document imaging solutions that require OCR, OMR, barcode, forms recognition and processing, PDF, conversion, annotation, HTML5 Zero-footprint viewing, print capture and image viewing functionality.



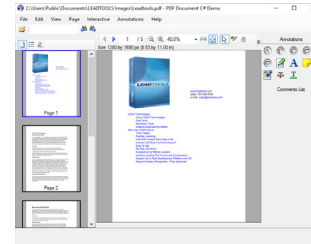
Forms Recognition

In addition to basic forms recognition with static field locations, LEADTOOLS is able to detect and process unstructured and semi-structured documents such as invoices, driver's licenses, and passports.



Document Viewer

With only a few lines of code you can create robust, fully featured applications with rich document viewing features, including text search, annotation, inertial-scrolling, paging, and vector display.



PDF Technology

Includes extraction of text, images, hyperlinks, editing of bookmarks and annotations, page replacement, split and merge existing documents, convert to PDF/A, linearization and PDF document compression.




Build Better Apps with LEADTOOLS SDKs.

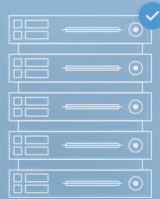
LEADTOOLS is a family of comprehensive toolkits designed to help programmers integrate raster, document, medical, multimedia, and vector imaging into their desktop, web, server, tablet, and phone applications.



SDKs for
MOBILE



SDKs for
DESKTOP



SDKs for
SERVER

.NET WinRT Windows API Linux iOS macOS Android JavaScript



LEARN MORE ABOUT LEADTOOLS AT
WWW.COMPONENTSOURCE.COM

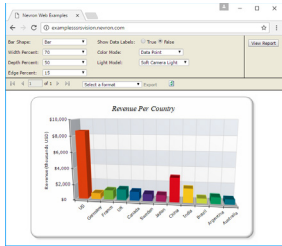
Nevron Vision for SSRS

Advanced data visualization for more informative reports.



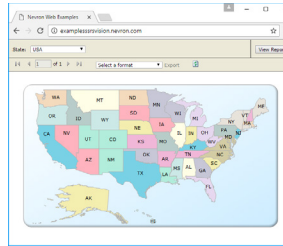
Publisher: Nevron | Category: Data Visualization | ★★★★★

Nevron Vision for SSRS delivers enhancements to your Reporting Services reports. It offers amazing data visualization features, performance and flexibility, directly within the native SSRS environment.



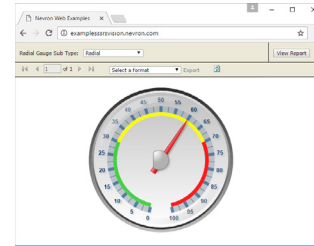
Nevron Chart for SSRS

Delivers a complete set of 2D and 3D chart types, customizable axes, data integration and visual effects to your reports. An indispensable tool for any Business Intelligence, scorecard or scientific report.



Nevron Map for SSRS

Provides report authors with an easy and powerful way to create choropleth and informative maps that are integrated with data. A perfect complement to any report that displays geographical data of any type.



Nevron Gauge for SSRS

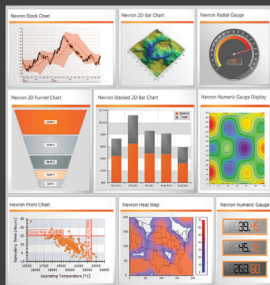
Delivers a complete set of gauge types, highly customizable axes, tight data integration and unmatched visual effects to your reports. It includes linear gauges, state indicators and numeric displays.



Prices from \$ 941.64
www.componentsource.com/nevron-vision-for-ssrs



Nevron provides leading data visualization and UI controls for a diverse range of .NET centric platforms. Our controls and plugins integrate in desktop and web applications: WinForms, WPF, Silverlight, Xamarin, ASP.NET, SSRS, and Sharepoint.



Charts & Gauges

Our leading charting technology allows developers and IT professionals to create presentational, business, scientific, real-time monitoring, statistical, process control, BI, dashboards and other types of charts. It includes features such as 2D/3D hardware acceleration, binding to a diverse range of data sources, advanced axes, numerous charting types and many more.



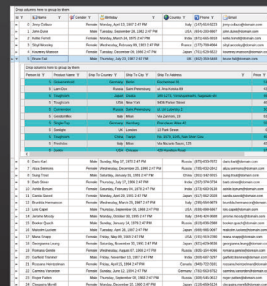
Diagrams

Industry leading diagramming components that can help you author and visualize complex flowcharts, org-charts, mind-maps, ERM, UML and other types of diagrams. Features include automatic layouts, interactive editing, routable connectors, groups, smart shapes, line jumps, Visio import, export to SVG and PDF and many more.



Text processing

Industry leading control for DOCX, RTF, PDF, HTML and EPUB document generation, editing and visualization. Our control allows you to create all types of text documents such as contracts, invoices, reports, and others. Suitable for advanced text processing, automated document generation, reporting, text document conversion, WYSIWYG text and HTML editing, proofreading and more.



Item	Name	Category	Price	Quantity	Total
1	Apple	Fruit	1.20	10	12.00
2	Banana	Fruit	0.80	15	12.00
3	Orange	Fruit	1.50	8	12.00
4	Grape	Fruit	2.00	6	12.00
5	Pineapple	Fruit	2.00	6	12.00
6	Watermelon	Fruit	2.00	6	12.00
7	Melon	Fruit	2.00	6	12.00
8	Cantaloupe	Fruit	2.00	6	12.00
9	Honeydew	Fruit	2.00	6	12.00
10	Citrus	Fruit	2.00	6	12.00

Grids

High performance grid components for displaying, editing and analyzing tabular and hierarchical data. Features include binding to diverse data sources, grouping, filtering, sorting, master-details and advanced extensibility options.

BCGControlBar Library Professional MFC

Create Microsoft Office and Microsoft Visual Studio-like applications.



Publisher: BCGSoft | Category: UI & Interaction

Includes a rich set of GUI controls such as Chart, Calendar, Grid, Editor and Gantt. BCGControlBar Library has over 500 thoroughly designed, tested and fully documented MFC extension classes that will save you hundreds of development hours.

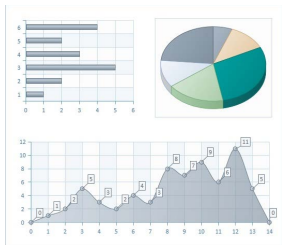
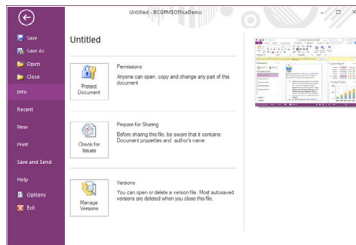


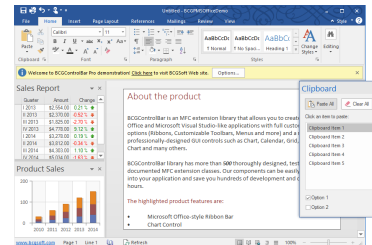
Chart Control

Create 2D and 3D charts with an unlimited number of series and unlimited data points. You can customize data markers and data labels, and data point values can be modified on the fly for real-time charting.



Office Look & Feel

BCGControlBar Library provides a Microsoft Office look and feel. This is a skinned interface that can be applied to the various sets of controls such as ribbons, menus, toolbars, docking panes and more.



Ribbon Control

The Ribbon control replaces traditional toolbars and menus with tabbed groups (known as categories). Each tab is logically split into panels and each panel may contain various controls or command buttons.



Prices from \$ 783.02
www.componentsource.com/bcgcontrolbar-library-professional



ProEssentials

Add financial, scientific, engineering and business charts to your applications.



Top 100
Product



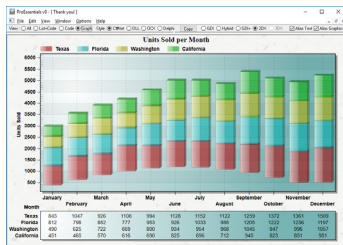
Top 100
Publisher



Author

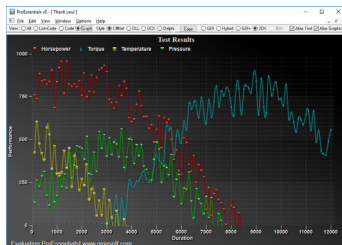
Publisher: GigaSoft | Category: Charts | ★★★★★

ProEssentials is ideal for real-time or continuous running chart implementations and includes a robust feature set, quality rendering, and simple implementation and distribution.



Graph Annotations

Annotations allow for mixing text and symbols in a tabular fashion within the chart or boundary of a chart. Table annotations can contain header columns and rows, hot spots, and real-time updating.



Scientific Graph

Pass large amounts of data into the graph and easily view the information in smaller/clearer increments via zooming or dialog adjustments. Zooming can be invoked by left-button dragging a zoom box.



Graph Types

Includes many different chart types: Line, Bar, Point/Scatter, Area, Points plus Best-Fit-Curve, Spline, High-Low Line, High-Low Bar, High-Low Close, Open-High-Low-Close, Box Plot/Candlestick, Bubble and Step.



Prices from \$ 1,763.02
www.componentsource.com/proessentials



Empowering Developers

componentsource.com/grapecity

Achieve more with GrapeCity Developer Solutions.

Developers seek out GrapeCity and our great line of products because we get the fast-moving pace of their world. We live, breathe, and work within the developer's universe. Our community is your community.

We're your trusted partners, problem solvers, and team members.

Because we're developers, we understand the unique challenges you and your enterprise face. Our team and tools empower your development by decreasing your time, money, and security risk so you can spend more time developing innovative business solutions. GrapeCity's high-quality, fast, flexible UI controls and solutions have small footprints, key features, and universal APIs—all designed to reduce your learning curve and enhance your end product. And with direct access to our global product experts, you'll find that you're never alone in your goal to develop meaningful, intuitive applications for your enterprise.



ComponentOne
.NET UI CONTROLS



ActiveReports
REPORTING SOLUTIONS



Spread
SPREADSHEET SOLUTIONS



Wijmo
JAVASCRIPT UI CONTROLS