

# ArtfulBits Video

*for Microsoft® SharePoint®*

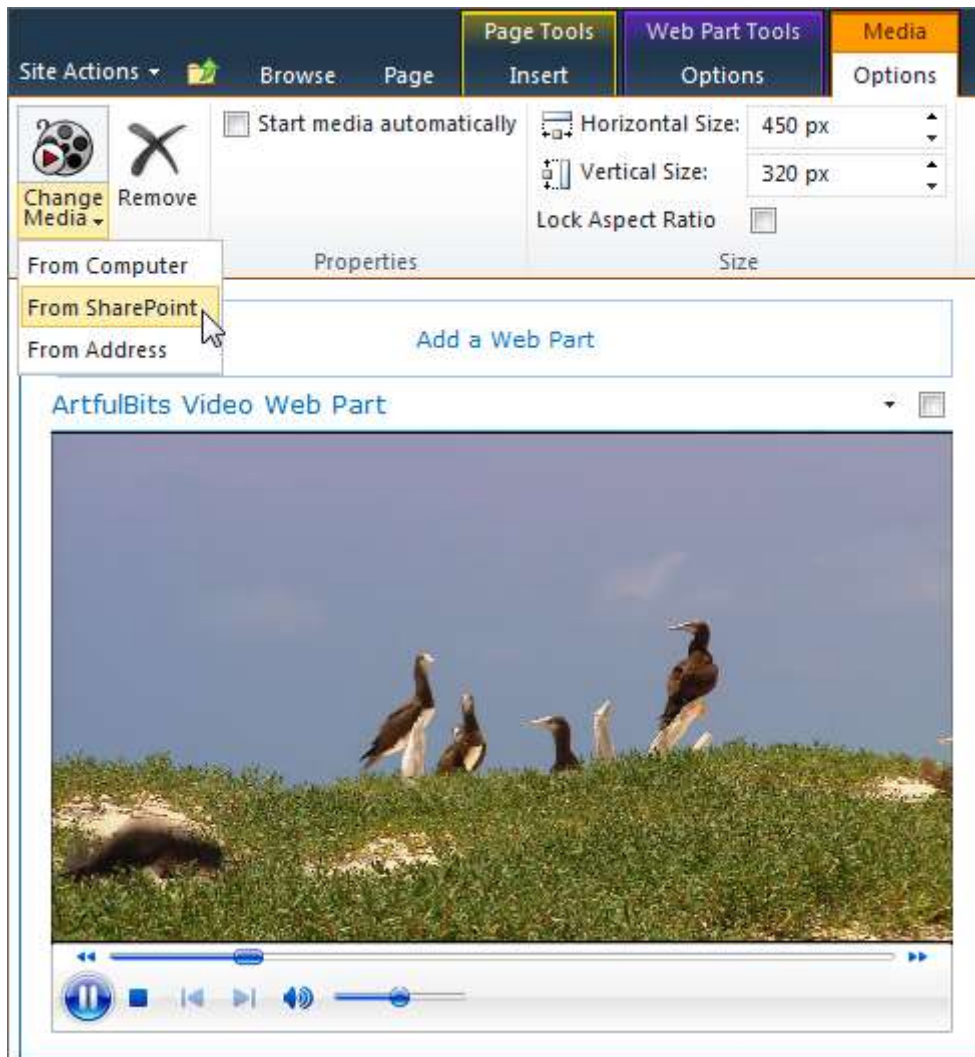


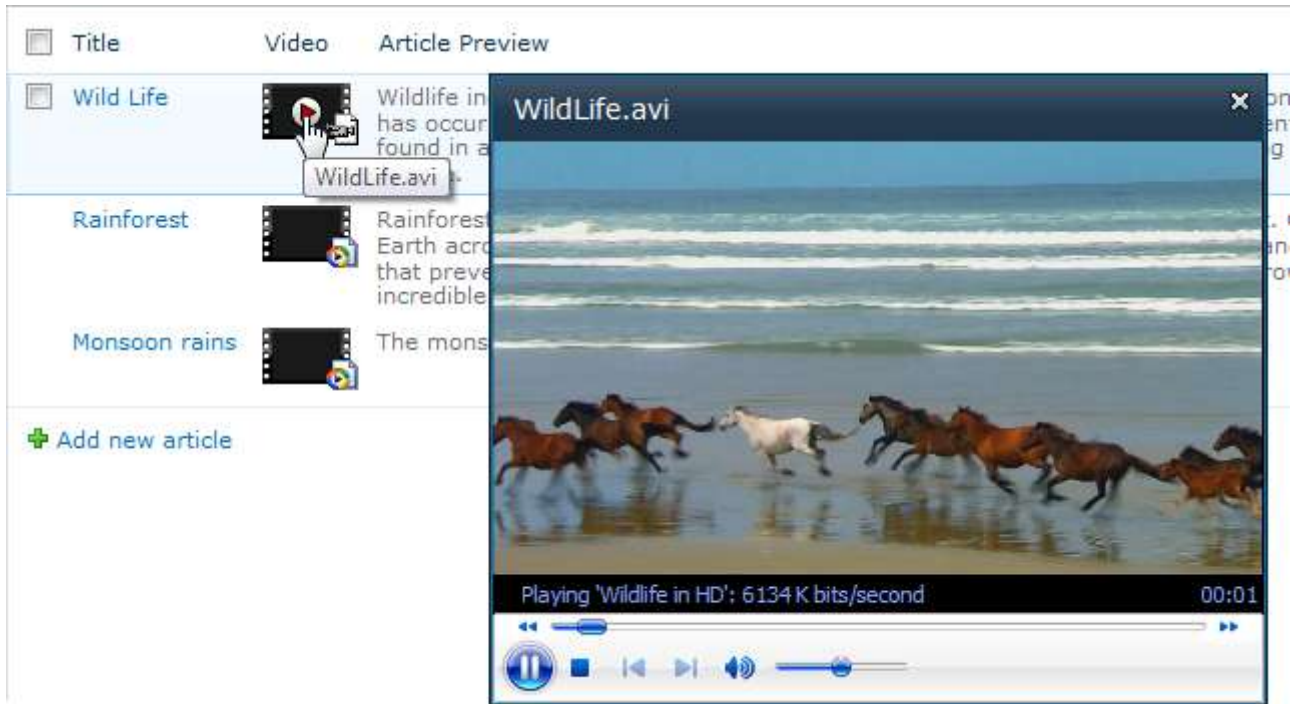
## User Guide

Overview .....	2
Feature List .....	3
Why ArtfulBits Video? .....	3
How to Use .....	4
ArtfulBits Video Web Part.....	4
ArtfulBits Video Column .....	6
Release Notes .....	7
See Also .....	8
Remarks.....	9

## Overview

Video Column and Video Web Part are powerful controls made for uploading, managing, linking and playing video files. These controls support variety of video files that can be uploaded from computer, or linked from SharePoint library or streamed from direct URL.





## Feature List

Feature	SharePoint Foundation 2010	Microsoft SharePoint Server 2010
Supports large number of video file formats (AVI, WMV, SWF, FLV, MP4, MPEG and any other ones supported by the Windows Media Player)	✓	✓
Linking to external video source	✓	✓
Allow chose video from SharePoint Library	✓	✓
Ability to upload video file from computer	✓	✓
Quick-play from list view	✓	✓
Ability to set default video size	✓	✓

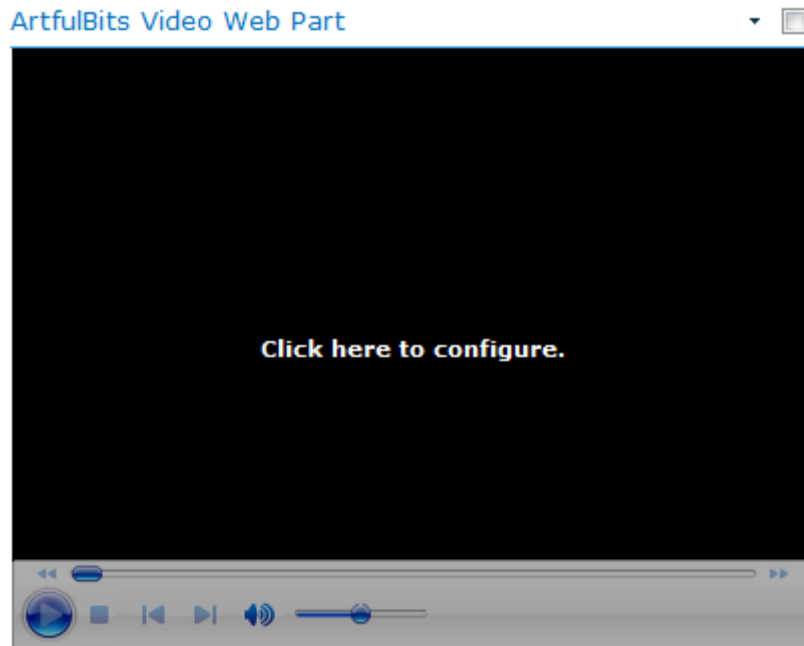
## Why ArtfulBits Video?

Standard SharePoint Media Web Part and Media column presents only in SharePoint Server and can be used only to play WMV video and WMA, MP3 audio files. ArtfulBits Video allows you easy to organize your rich media the way it was meant to be.

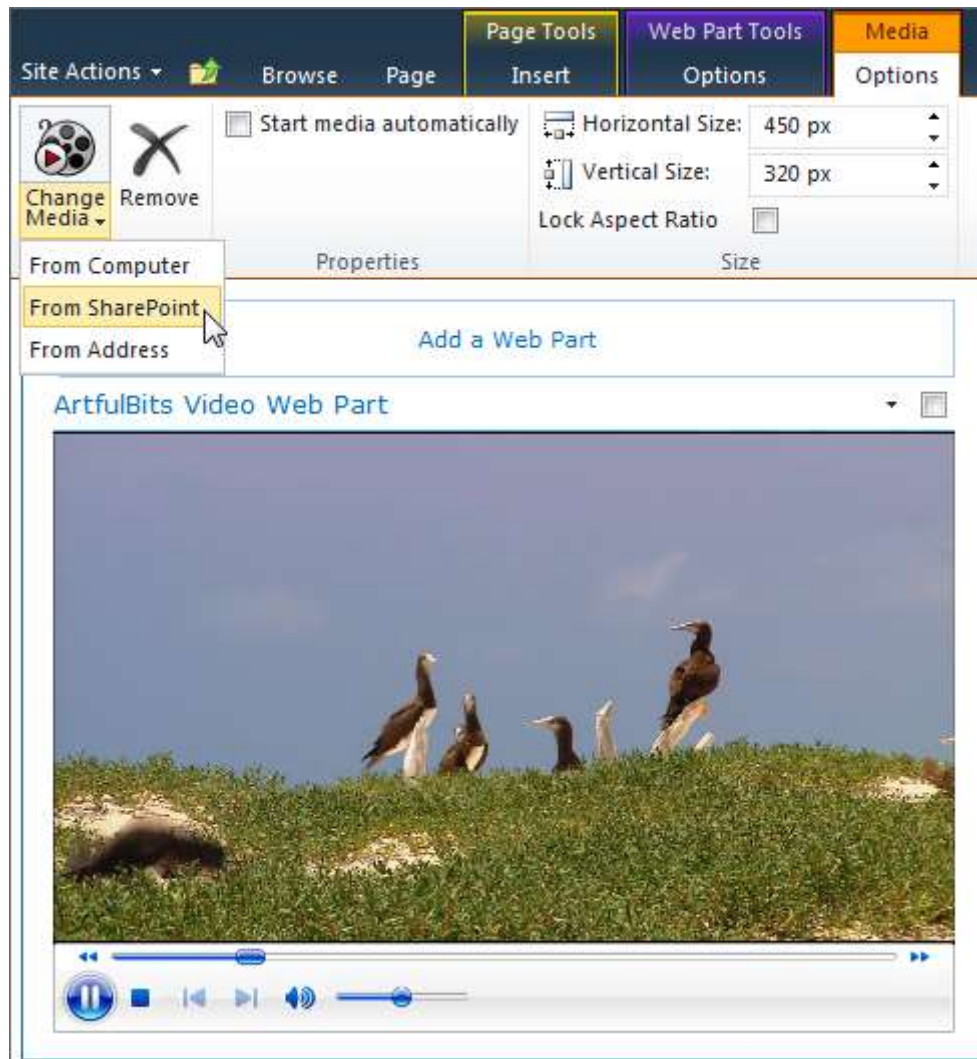
## How to Use

### ArtfulBits Video Web Part

You can use the Media Web Part to play audio or video clips on a page. To use the ArtfulBits Video Web Part you must first add it to your desired page as any standard Web Part.



Click on player to configure it. The ribbon "Media Options" tab with player settings will appear.



To configure the Video Web Part to display a specific audio or video file, point to "Change Media", and then select one of the following:

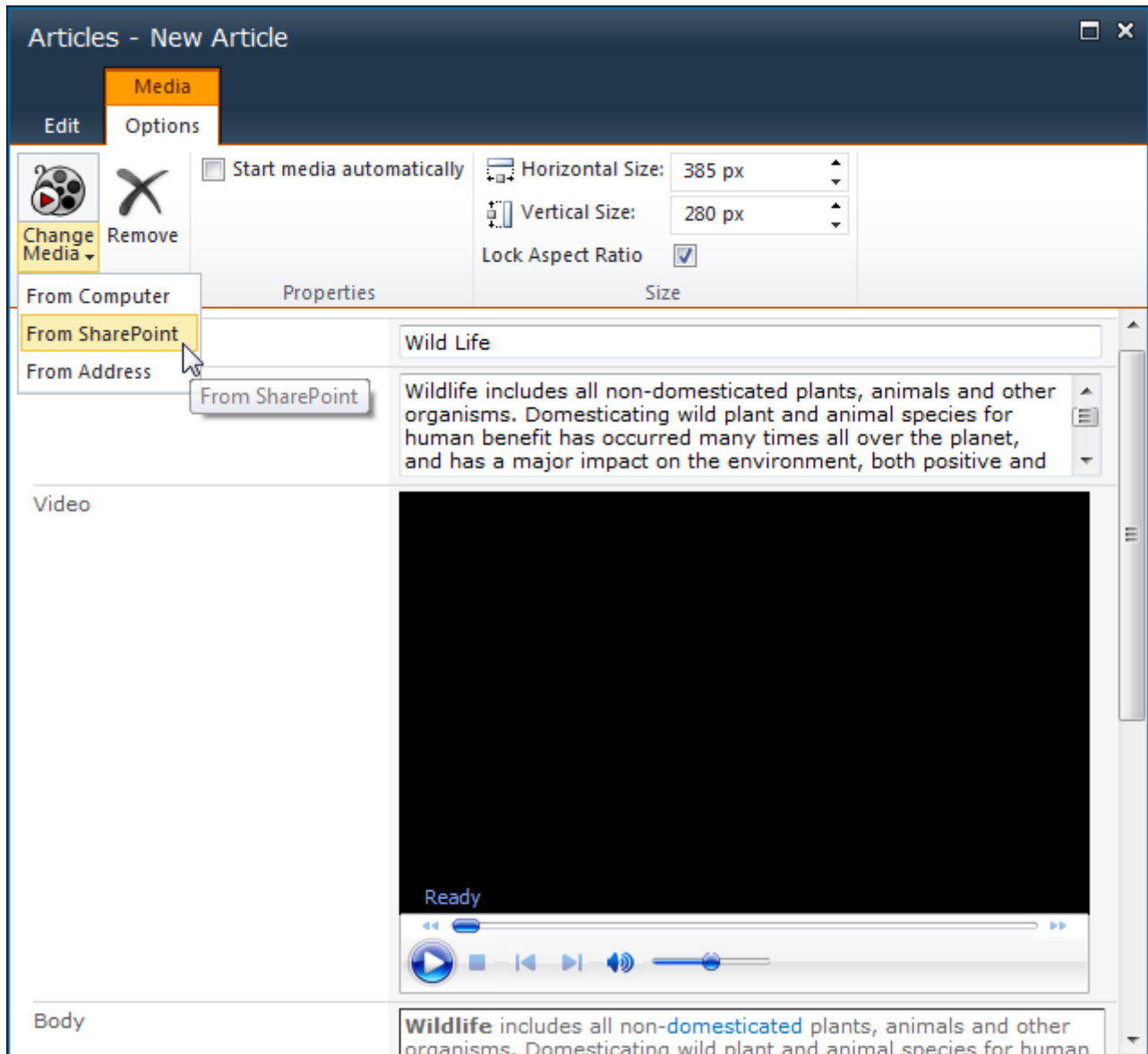
1. "From Computer" – allows upload a file from your computer.
2. "From SharePoint" – open File Picker dialog box through which you can select a video file from SharePoint Document Library, such as Assets Library, of any site within site collection.
3. "From Address" – chose this option to embed a video from a video-sharing website, and then type the URL for the file you want to use.

By "Start media automatically" option you can specify whether you want the file to play automatically or not.

In the "Size" group on the ribbon, you can optionally specify any changes you want to make to the Horizontal and Vertical size of the player.

## ArtfulBits Video Column

ArtfulBits Video column enables users to embed video to list. Using this column, you link to a video file the same way you link an image.



## Release Notes

Version	Notes
v1.0 (June 01, 2011)	<b>Initial Release</b>

## See Also



### [Cascaded Lookup Column](#)

Cascaded Lookup Column allows building relationship between parent and child columns, the data selected in one field will determine the options presented in another.



### [Category Column](#)

Category Column allows tracking, organizing and grouping list items. Outlook 2007 approach for elements categorization, easy indicator color changing and using of advanced tooltip, provide a high professional component style.



### [Column Data Adapter](#)

Column Data Adapter is an extension component providing ability to use ArtfulBits Columns in Microsoft Access forms, reports and Microsoft Excel.



### [Column Permissions](#)

Column Permissions allows you to manage access to list content on column level. Permissions can be assigned for individual users and for SharePoint groups as well and are effective in forms and list views, as well as in the SharePoint Alerts, RSS, Datasheet and even during exporting to Excel and opening with Access.



### [Cross-Site Lookup Column](#)

Use Cross-Site Lookup Column for getting data from any site within site collection. Component includes a powerful function of searching over lookup list. This function provides substring matching in selected column which is very useful for large lists (over 50-100 items).



### [Discussion Column](#)

Need to organize well formatted conversation in the list item without enabling list versioning? Discussion Column is the right choice. Component allows entering rich text with formatting, images, tables, hyperlinks and other features.



### [Email Web Part](#)

ArtfulBits Email Web Part allows sending e-mail messages directly from Microsoft SharePoint site. You can notify task assigned users, send gratitude or just send regular e-mail message, etc.



### [Follow-Up Column](#)

Follow-Up Column enables due date flags similar to Outlook follow-up functionality. Applying of flags to the list item allows adding of visual reminder in a natural way.



### [Image Upload Column](#)

Quick and simple way of uploading pictures. Image Upload Column provides with ability to select a picture using file browsing dialog, upload and display it in the list view.

---





### **KPI Column**

KPI (Key Performance Indicator) Column is simple graphical scorecards that can be used to evaluate business data against business goals. With this column you reduce risk to overlook information about the status of value.



### **Link to Document Column**

Link to Document Column allows referencing files and folders placed at Document Library and provides easy and intuitive way to download files directly from column. Use this column to provide a browsing interface that allows users to browse to an object to link to instead of typing a URL.



### **Parent Selector Column**

Parent Selector Column is used for organizing hierarchical relations in SharePoint list. Picker dialog allows choosing data from large lists. Standard Lookup column can be easily converted to Parent Selector column and vice versa.



### **Professional Calendar Web Part**

Professional Calendar Web Part provides following key benefits: it allows combining events from different SharePoint Lists, from any SharePoint Site, in one Calendar view; allows specifying different color sets for different event sources; supports on-the-fly AJAX-enabled editing features in Outlook like style; and other enhanced functionalities.



### **Progress Column**

Progress Column provides users with the ability to make SharePoint lists more visualized by displaying numerical data on the page using percentage-based progress bar. Professional progress bar style will make your SharePoint list really modern and stylish.

---

## **Remarks**

Information in this document may be outdated. Please, visit [www.artfulbits.com](http://www.artfulbits.com) for the latest product version.