

# ArtfulBits Category Column

## for Microsoft® SharePoint®

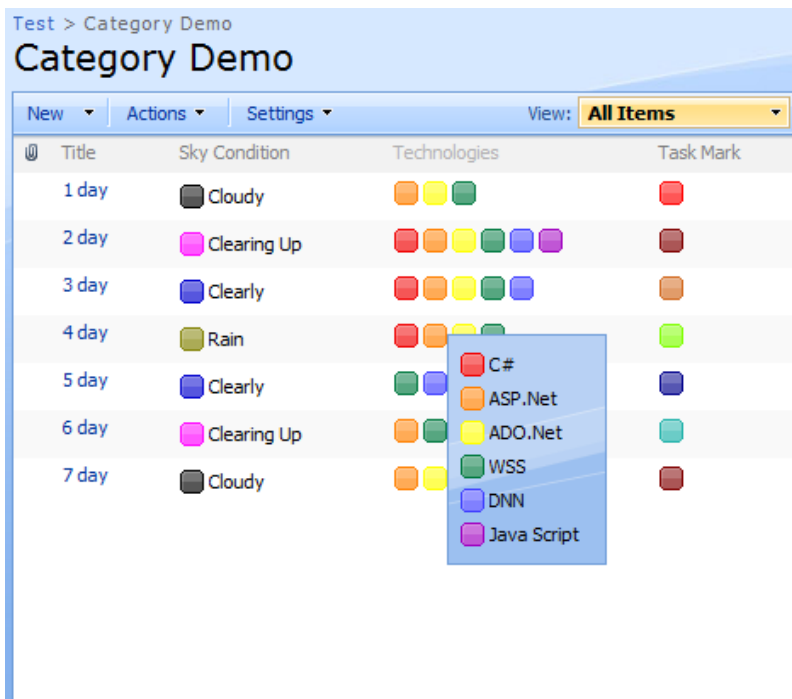


## User Guide

Overview .....	1
Feature List .....	3
Why ArtfulBits Category Column? .....	3
How to Use .....	3
Release Notes .....	4
See Also .....	6
Remarks.....	6







### Overview

ArtfulBits Category Column allows tracking, organizing and grouping list items. Component uses Outlook 2007 approach for element categorization. Easy indicator color changing and using of advanced tooltip provide a high professional component style.



Category column leverages SharePoint "Choice" column, enabling filter and sorting values in the column by standard action. Column supports single and multiple choices, allows fill-in value and different rendering in list view.

Categories:

Image	Category Name	Color HEX	Color
	<input type="text" value="C#"/>	<input type="text" value="# F00000"/>	<input style="background-color: red; color: white;" type="text" value="User Defined"/>
	<input type="text" value="ASP.Net"/>	<input type="text" value="# FF8000"/>	<input style="background-color: orange; color: white;" type="text" value="User Defined"/>
	<input type="text" value="ADO.Net"/>	<input type="text" value="# FFFF00"/>	<input style="background-color: yellow; color: black;" type="text" value="Yellow"/>
	<input type="text" value="WSS"/>	<input type="text" value="# 007940"/>	<input style="background-color: green; color: white;" type="text" value="User Defined"/>
	<input type="text" value="DNN"/>	<input type="text" value="# 4040FF"/>	<input style="background-color: blue; color: white;" type="text" value="User Defined"/>
	<input type="text" value="Java Script"/>	<input type="text" value="# A000C0"/>	<input style="background-color: purple; color: white;" type="text" value="User Defined"/>

Add New Category

Show Advanced Tool-Tip

SharePoint Style  Simple

Edit category as:

Drop-Down Menu

Radio Buttons

Checkboxes (allow multiple selections)

View category as:


Image

Image & Text

Text

Allow 'Fill-in' categories:

Yes  No

Image	Category Name	Color HEX	Color
	<input type="text" value="Fill-in category"/>	<input type="text" value="# 000080"/>	<input style="background-color: navy; color: white;" type="text" value="Navy"/>

Default category:

Enhanced single-click two-way conversion among "ArtfulBits Category" column and standard SharePoint "Choice" column included.

## Feature List

Feature	SharePoint 2007	SharePoint 2010
Tracking list and task items according to associated colors	✓	✓
Professional indicator's look and feel	✓	✓
Advanced customizable tooltip	✓	✓
Standard and custom indicator's colors	✓	✓
Ability to show other column data in Tooltip	✓	✓
Customizable icon size	✓	✓
Filter and sort items according to column headers	✓	✓
Supported Datasheet view, including edit mode	✓	✓
Two-way conversion among "ArtfulBits Category" column and standard SharePoint "Choice" column	✓	✓
Language pack support (desired localization could be added by request)	✓	✓

## Why ArtfulBits Category Column?

Main purpose of the component is to provide useful ability to track, organize and group list items by marking with colored indicators. We use professional Outlook 2007 look and feel.

## How to Use

To use Category column you must select appropriate option in the list of available columns in the Create Column page. In the Category Special Settings section you can change default settings in order to adjust column mode to your needs.

## Release Notes

Version	Notes
v1.6 (March 16, 2011)	<b>New Features:</b> <ul style="list-style-type: none"><li>• Added ability to show other column data in Tooltip</li><li>• Customizable icon size</li><li>• Added Alignment property</li></ul> <b>Improvements:</b> <ul style="list-style-type: none"><li>• Improved Category column settings page</li></ul>
v1.51 (November 20, 2010)	<b>Improvements:</b> <ul style="list-style-type: none"><li>• Added blank category support</li></ul>
1.5 (November 16, 2010)	<b>New Features:</b> <ul style="list-style-type: none"><li>• Added Russian and German localization</li></ul> <b>Bugs Fixed:</b> <ul style="list-style-type: none"><li>• Fixed minor issues</li></ul>
v1.41 (October 22, 2010)	<b>Improvements:</b> <ul style="list-style-type: none"><li>• Improved performance</li></ul>
v1.4 (August 9, 2010)	<b>New Features:</b> <ul style="list-style-type: none"><li>• Added Datasheet view support (without converting), including edit mode</li></ul>
v1.31 (July 8, 2010)	<b>Bugs Fixed:</b> <ul style="list-style-type: none"><li>• Fixed error with 6622 Event ID in Event Viewer (Field type DummyField has duplicated definition)</li></ul>
v1.3 (June 11, 2010)	<b>New Features:</b> <ul style="list-style-type: none"><li>• Added separate option for category customization on item display form</li></ul> <b>Improvements:</b> <ul style="list-style-type: none"><li>• Added categories rearrangement mechanism</li><li>• Removed postback on category name changing</li><li>• Improved Setup Wizard</li></ul> <b>Bugs Fixed:</b> <ul style="list-style-type: none"><li>• Fixed Category Tooltip (SharePoint 2010 only)</li><li>• Fixed minor issues</li></ul>
v1.2 (May 13, 2010)	<b>New Features:</b> <ul style="list-style-type: none"><li>• SharePoint 2010 support added</li></ul>
v1.1 (February 3, 2010)	<b>Improvements:</b> <ul style="list-style-type: none"><li>• IE6 support has been added (PNG format)</li></ul>

v1.01 (February 1, 2010)	<b>Bugs Fixed:</b> <ul style="list-style-type: none"><li>• Problem with product version (Setup Wizard only)</li></ul>
v1.01 (January 27, 2010)	<b>Bugs Fixed:</b> <ul style="list-style-type: none"><li>• Problem with adding field from existing site columns</li></ul>
1.0 (December 25, 2009)	<b>Initial Release</b>

## See Also



### [KPI Column](#)

KPI (Key Performance Indicator) Column is simple graphical scorecards that can be used to evaluate business data against business goals. With this column you reduce risk to overlook information about the status of value.



### [Progress Column](#)

Progress Column provides users with the ability to make SharePoint lists more visualized by displaying numerical data on the page using percentage-based progress bar. Professional progress bar style will make your SharePoint list really modern and stylish.



### [Follow-Up Column](#)

Follow-Up Column enables due date flags similar to Outlook follow-up functionality. Applying of flags to the list item allows adding of visual reminder in a natural way.



### [Image Upload Column](#)

Quick and simple way of uploading pictures. Image Upload Column provides with ability to select a picture using file browsing dialog, upload and display it in the list view.



### [Discussion Column](#)

Need to organize well formatted conversation in the list item without enabling list versioning? Discussion Column is the right choice. Component allows entering rich text with formatting, images, tables, hyperlinks and other features.



### [Cross-Site Lookup Column](#)

Use Cross-Site Lookup Column for getting data from any site within site collection. Component includes a powerful function of searching over lookup list. This function provides substring matching in selected column which is very useful for large lists (over 50-100 items).



### [Parent Selector Column](#)

Parent Selector Column is used for organizing hierarchical relations in SharePoint list. Picker dialog allows choosing data from large lists. Standard Lookup column can be easily converted to Parent Selector column and vice versa.

## Remarks

Some information in this document may be outdated. Please, visit [www.artfulbits.com](http://www.artfulbits.com) for the latest version.