

ArtfulBits Column Permissions

for Microsoft® SharePoint®



Install Guide

| | |
|---|----|
| System Requirements | 1 |
| Preparation for Installation..... | 2 |
| Installation | 2 |
| License Management..... | 7 |
| Activating / Deactivating Feature | 10 |
| Product Updates | 11 |
| Uninstallation / Repairing | 12 |
| Remarks | 12 |

System Requirements

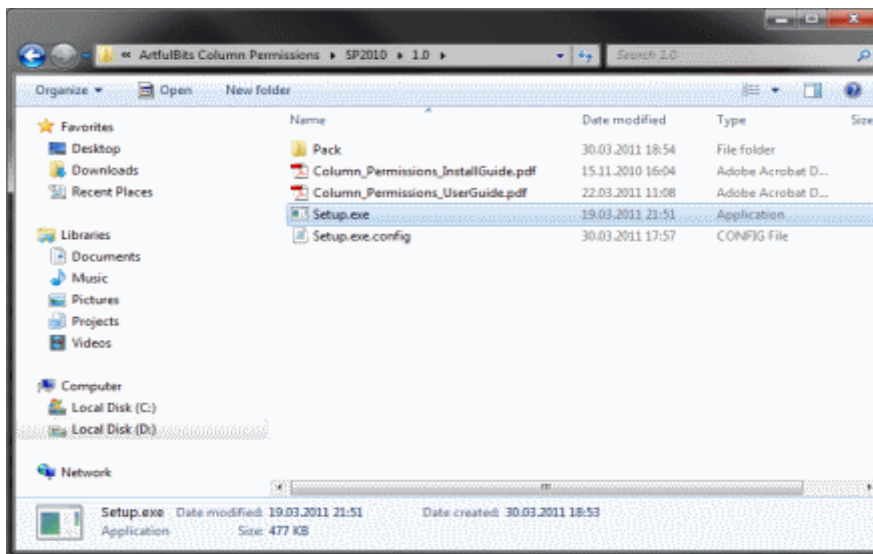
| | |
|---------------------------|---|
| Operating Systems: | <p>Microsoft Windows Server 2003 x86/x64 Microsoft Windows Server 2008 x86/x64 Microsoft Windows Server 2012 x86/x64</p> |
| Servers: | <p>SharePoint Release:</p> <ul style="list-style-type: none"> > Microsoft SharePoint Foundation 2013 or Microsoft SharePoint Server 2013 (for SP2013 products) > Microsoft SharePoint Foundation 2010 or Microsoft SharePoint Server 2010 (for SP2010 products) > Microsoft Windows SharePoint Services v3 or Microsoft Office SharePoint Server 2007 (for SP2007 products) > Microsoft .NET Framework 2.0 or 3.0 <p><i>Note: This product is not compatible with SPS 2003 and WSS v2</i></p> |
| Browser: | <p>Microsoft Internet Explorer 7+ is recommended for Advanced Administration features</p> <p>Also compatible with:</p> <ul style="list-style-type: none"> > Mozilla Firefox 2.0+ > Opera 9.5+ > Apple Safari 3.0+ > Google Chrome 2.0+ |

Preparation for Installation

Before installation, please, check that your target server meets ArtfulBits Column Permissions system requirements (see above). Also, it is recommended to install ArtfulBits License Manager before (if it is not installed).

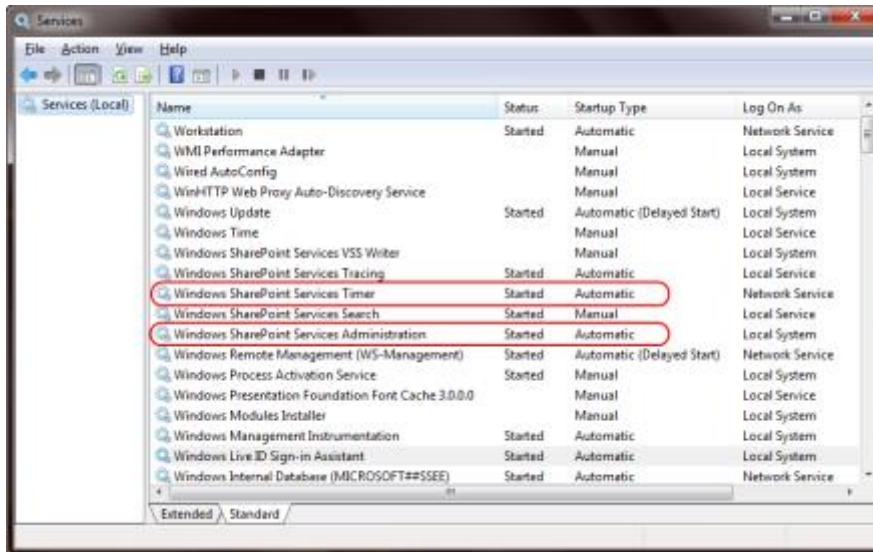
Installation

Download Column Permissions installation package from ArtfulBits website, unpack files, and run "**Setup.exe**".

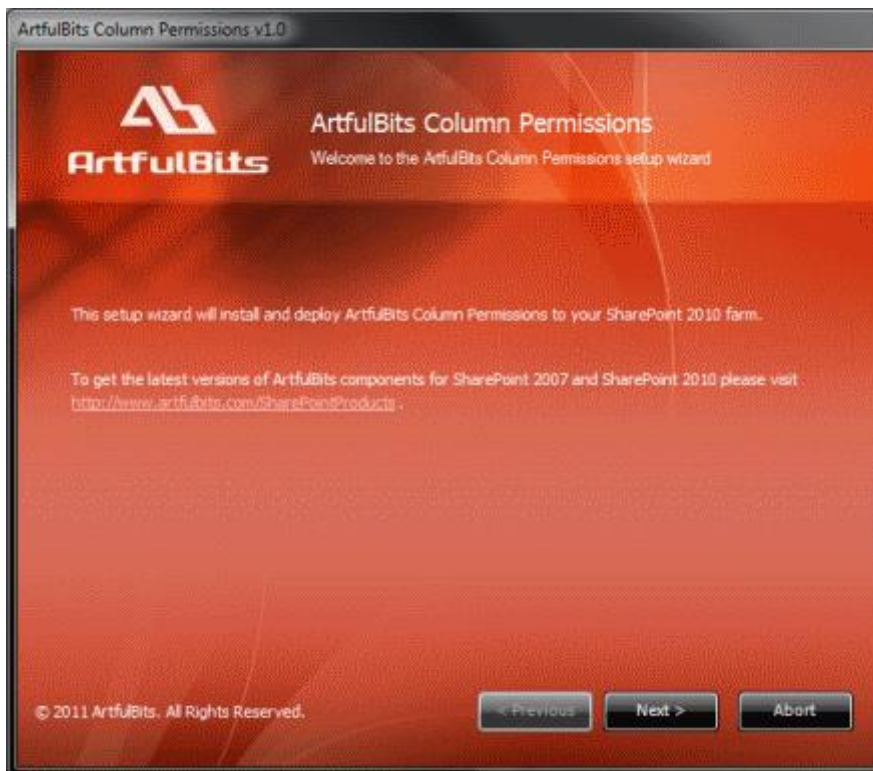


Note: You must be the SharePoint Farm Administrator and following MS Windows services should be running:

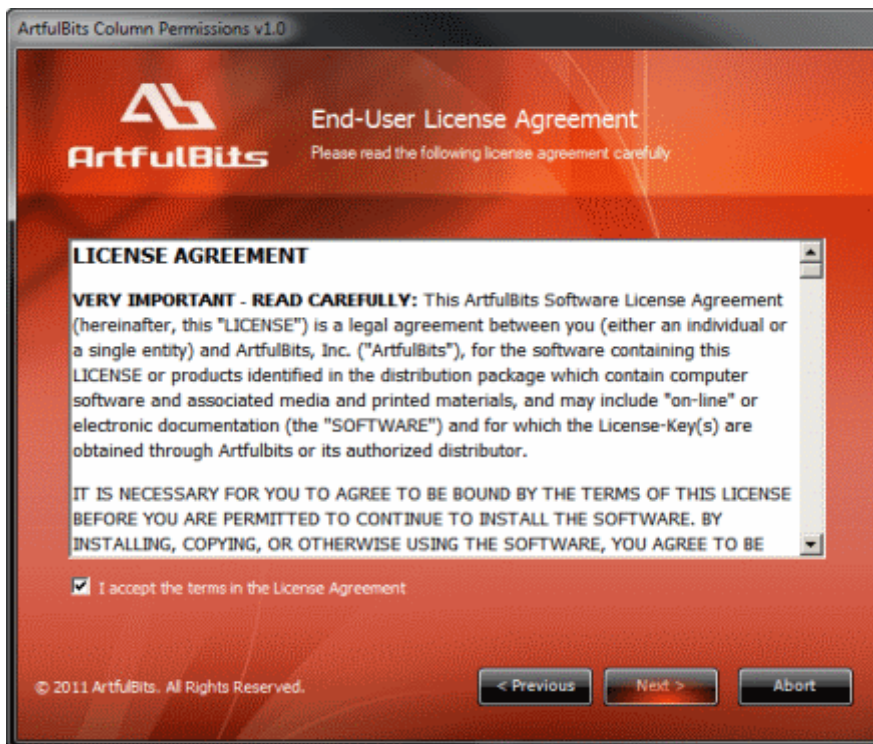
- > Windows SharePoint Services Administration
- > Windows SharePoint Services Timer



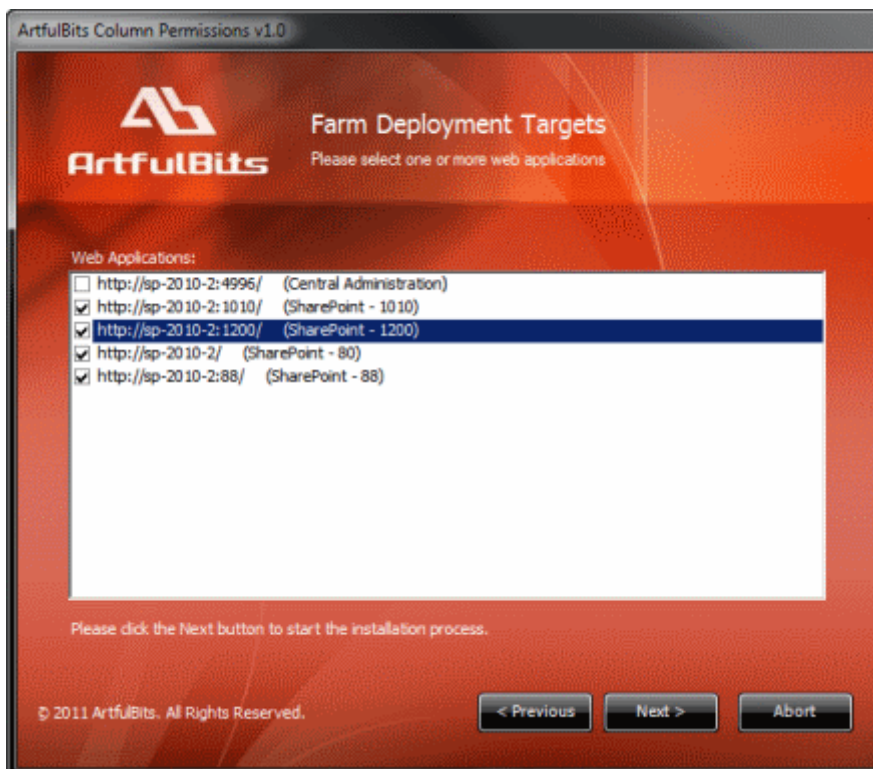
After system check is finished, click "Next".



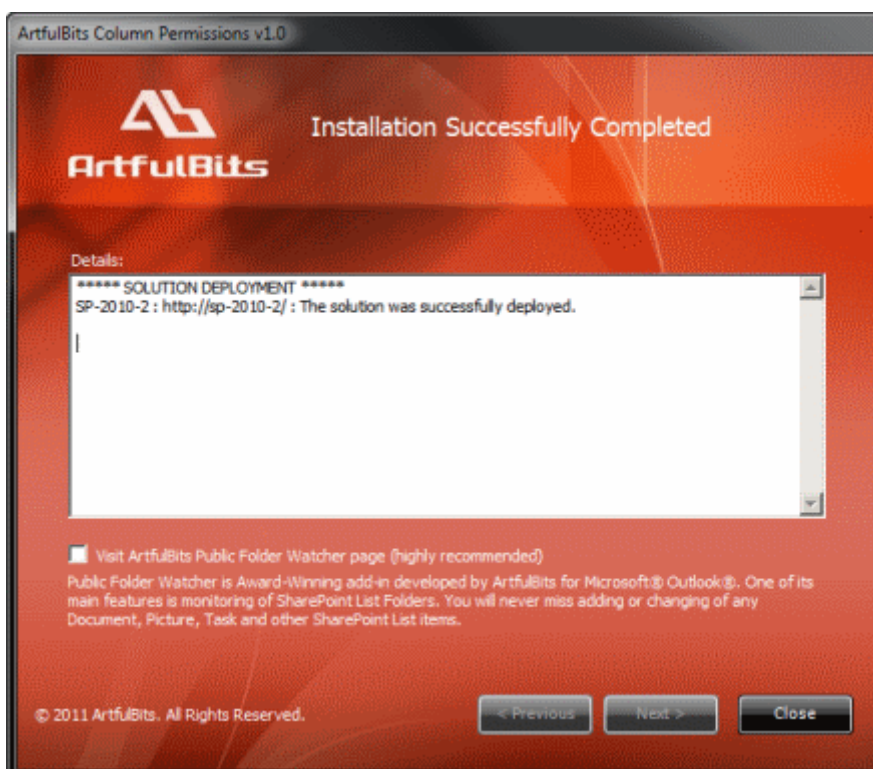
After reading License Agreement, click "Accept" and go to the next step.



Select one or more web applications and click "Next".



Wait for install to succeed, click "Next" to check deployment status details.



License Management

ArtfulBits Column Permissions uses **Per-Farm Licensing Model** (each license is bound to single SharePoint Farm ID). For more details about licensing models please visit <http://www.artfulbits.com/purchase/licensing.aspx>.

Product works in unlicensed mode for three days from the moment of installation. In this mode all the product features are unlocked same way as with trial license. After these three days either trial license or full license should be entered for product to function.

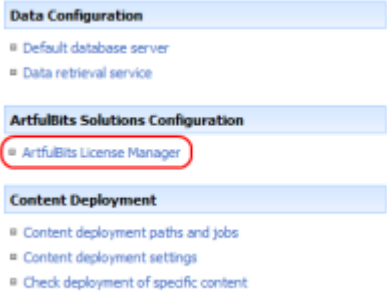

To get a Trial license navigate to:

<http://www.artfulbits.com/products/sharepoint/sales/get-trial-license.aspx?productcode=SPCLMP001>







You can buy the product by the following link:

<http://www.artfulbits.com/purchase/purchase.aspx?productcode=SPCLMP001>

After ArtfulBits License Manager is installed, go to the SharePoint Central Administration page:

| SharePoint 2007 | SharePoint 2010 |
|---|---|
| <p>Choose "Operations". Click on "ArtfulBits License Manager":</p>  | <p>Click on "ArtfulBits License Manager":</p>  |

This page shows all ArtfulBits products and their license statuses.

| Product | Edition | License Status |
|--|------------|---------------------------------------|
|  ArtfulBits Cascaded Lookup Column v1.38 | Evaluation | No license |
|  ArtfulBits Category Column v1.6 | Evaluation | No license |
|  ArtfulBits Column Data Adapter v1.0 | Evaluation | Trial license (Expiring in 13 day(s)) |
|  ArtfulBits Column Permissions v1.0 | Standard | Full license |
|  ArtfulBits Cross-Site Lookup Column v1.7 | Evaluation | Trial license (Expiring in 18 day(s)) |
|  ArtfulBits Discussion Column v1.54 | Standard | Full license |
|  ArtfulBits Link to Document Column v1.13 | Evaluation | No license |

Click on product name to view license details.

| | |
|--------------------|---|
| Product | ArtfulBits Cascaded Lookup Column v1.38 Cascaded Lookup Column is intended to enhance standard SharePoint lookup functionality. Component allows building relationship between parent and child columns. |
| Product Edition | Evaluation Please visit following link for product editions comparison chart. |
| License Status | No license (You can use product for 3 more day(s)) Note: in trial or unlicensed mode all product features are available for evaluation. After trial period license should be purchased which will determine product edition and available feature set. Please visit following link for product editions comparison chart. |
| License Operations | Farm ID: <input type="text" value="b46ace34-9360-4e30-9406-45837fa4367a"/> Enter License Copy Farm ID to Clipboard Get free trial license Go to purchase page |

[Go Back](#)

If product is not licensed you can click "Enter License" link and enter license key (trial or full) into textbox. For upgrading product edition click "Convert License" and enter new license of target product edition.

| | |
|--------------------|---|
| License Operations | Farm ID: <input type="text" value="b46ace34-9360-4e30-9406-45837fa4367a"/> Enter License Copy Farm ID to Clipboard Get free trial license Go to purchase page |
| | <input type="text" value="19E4FC3F3B6D0E7E4809554C000F09B83BA64C032AE29788E0D98E5EF857C8D460BA717503BD231090F00737038CE18B812D879633BE7980C995DCFA9525B2E8307477DA743F790E500326F3D20305CFEB63812CF762CB140BCAD09E2A0DA23C83B28F9812865B2D5A82E5CC37D4ED5BFD5EB7EBF8ED41852FFCDED5C6340FAD074CC0848887F28EDD1CF74C60F50968C2D35C5683A1901E8D1D955A04FCDDA18ED4F662A91A48E8C71F0CA57CB42782358577B47C2D8412F8C9DC6D9CA11919B13F6D982B7D503981D49C74C8969E6C8EFE05CBC76CD52B8473C44587F1FD29495A914835B2CF12E9139046E87337E5FE2F7841D754D7C26EC9F9D66A"/> |
| | Activate Cancel |

Pressing "Activate" button will verify the key and in case of verification success license status will be updated.

| | |
|-----------------|---|
| Product Edition | Standard Please visit following link for product editions comparison chart. |
| License Status | Full license Note: in trial or unlicensed mode all product features are available for evaluation. After trial period license should be purchased which will determine product edition and available feature set. Please visit following link for product editions comparison chart. |

Note: in trial or unlicensed mode **all** product features are available for evaluation. This way you will be able to try each and every feature available in the product line which will give you good understanding of what feature set will be necessary for you and it will be easier to come up with the decision which product edition should be purchased. After trial period expiration full license should be purchased which will determine product edition and available (unlocked) feature set.

Special link informing about product expiration is shown in SharePoint pages, where ArtfulBits component is used if product is using trial license or such license is "Expired" or no license is provided at all. Clicking on this link will redirect to product license status details page.

License for ArtfulBits Column Permissions v1.0 is not provided. You have 3 day(s) to enter 30 days free trial or purchased license.

Column Permissions

Enable Column Permissions for this list?

Yes No

Activating / Deactivating Feature

Open the SharePoint Central Administration.

SharePoint 2007

On the Application Management page, in the SharePoint Web Application Management section, click "Manage Web application features":

SharePoint Web Application Management

- Create or extend Web application
- Remove SharePoint from IIS Web site
- Delete Web application
- Define managed paths
- Web application outgoing e-mail settings
- Web application general settings
- Content databases
- **Manage Web application features**
- Web application list

If the Web application for which you want to manage features is not selected, on the Manage Web Application Features page, select the target Web application on the "Web Application" menu.

SharePoint 2010

On the Central Administration page, in the Application Management section, click "Manage Web applications":



Application Management

- **Manage web applications**
- Create site collections
- Manage service applications
- Manage content databases

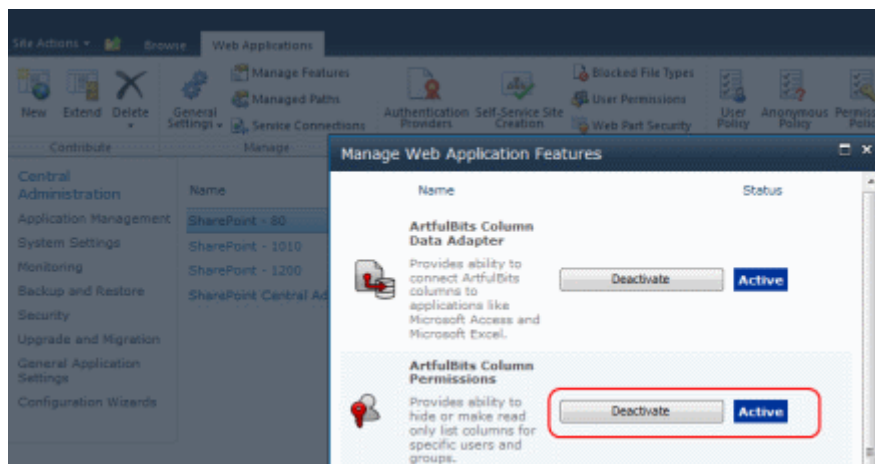


Monitoring

- Review problems and solutions
- Check job status
- View Web Analytics reports

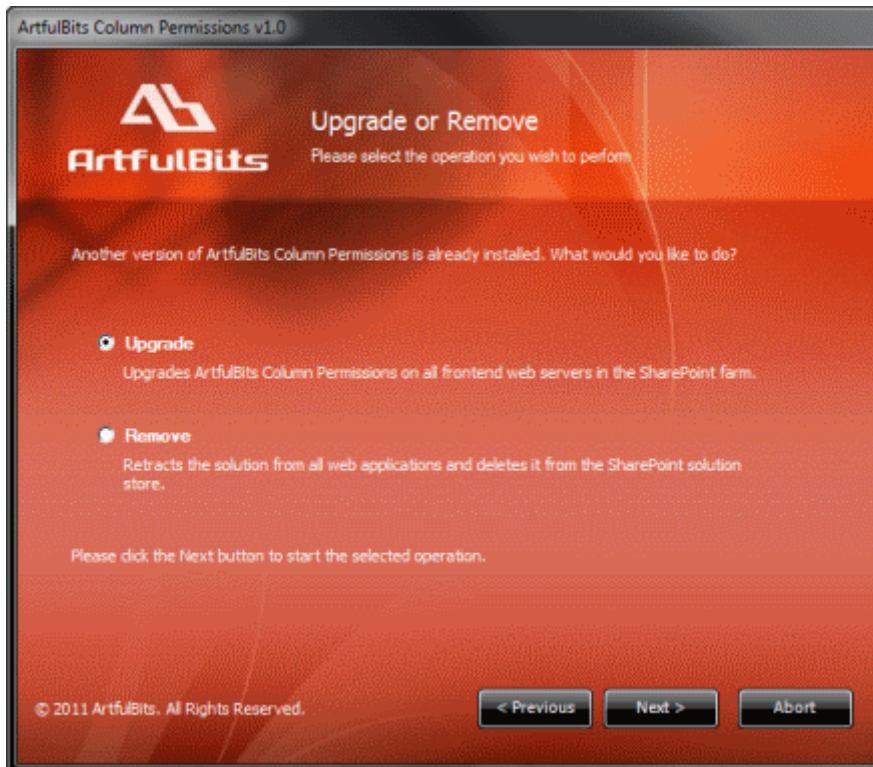
On the Web Applications Management page, select the target Web application.

In Web application feature list, activate ArtfulBits Column Data Adapter feature (if deactivated)



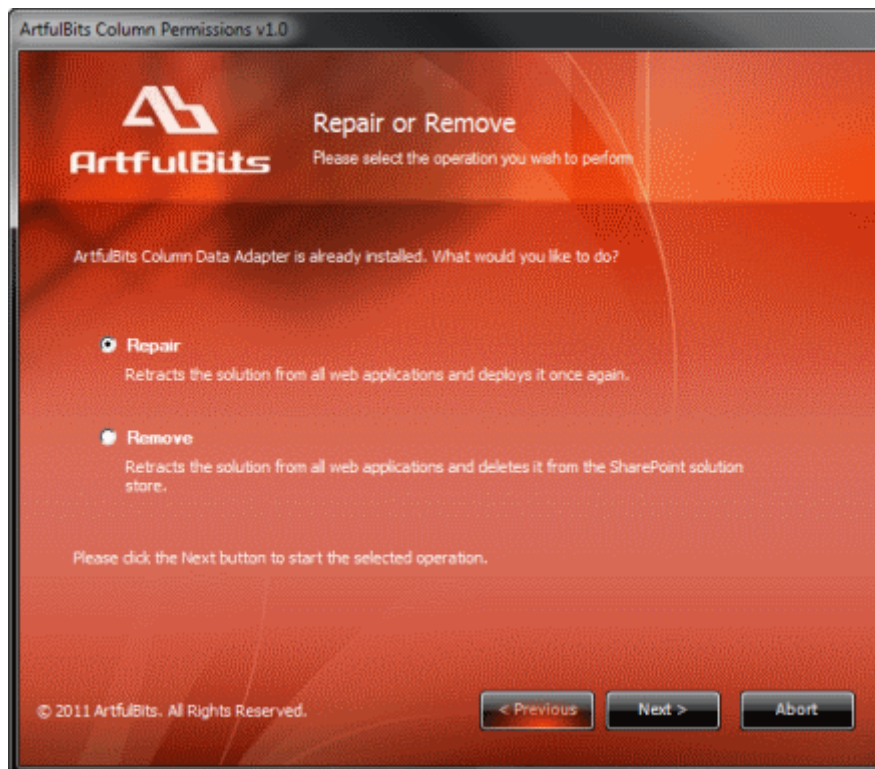
Product Updates

Process of updating ArtfulBits Column Permissions is pretty straightforward - just download latest [installation](#) package and execute **Setup.exe** from it. After system check completes, select an "Upgrade" option and then follow setup wizard instructions.



Uninstallation / Repairing

Execute **Setup.exe** from your installation package. On the Repair and Remove section, select Remove radio button and click "Next", the ArtfulBits Column Permissions will be uninstalled. Or select "Repair" - to repair the ArtfulBits Column Permissions.



Remarks

Information in this document may be outdated. Please, visit www.artfulbits.com for the latest product version.