

# The flexibility and dynamic nature of the Nevron Chart controls is a significant contributory factor in delivering easily understood analysis to our customers



**Innovation Group** is a leading provider of business support services and systems to the global insurance industry. Our expertise is underpinned by our specialist technology, developed specifically for the insurance provider and proven across the globe to deliver real benefits for our clients. This enables us to provide flexible, end-to-end solutions spanning the complete insurance life-cycle including claims management, policy administration and back office services.



**CLEAR**

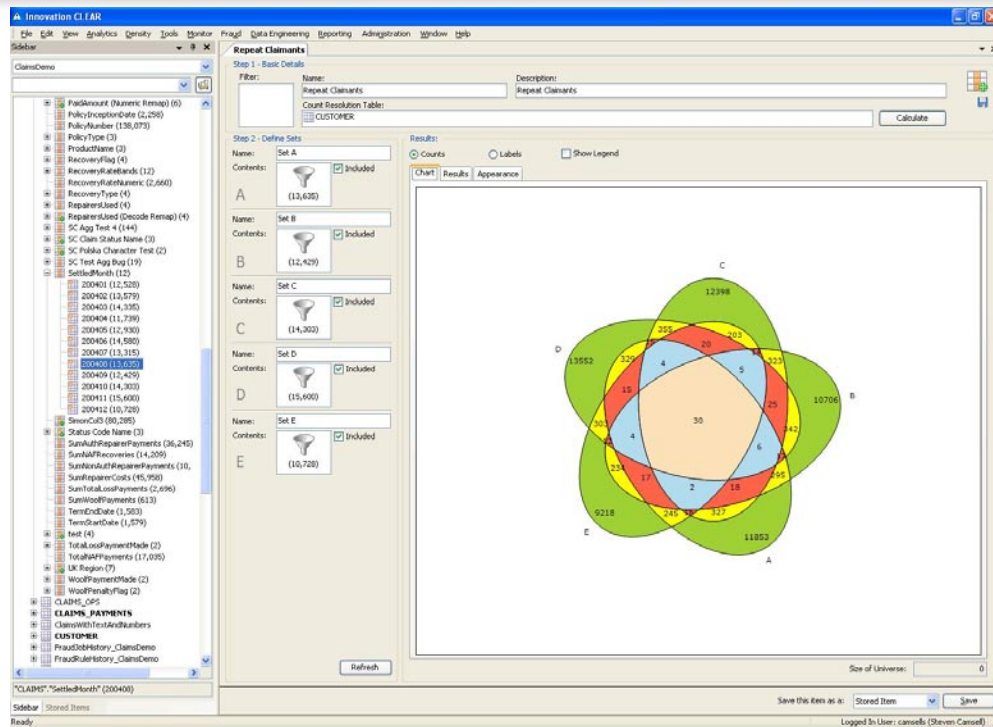
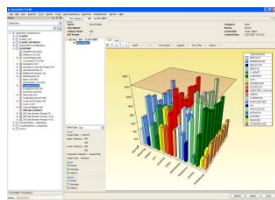
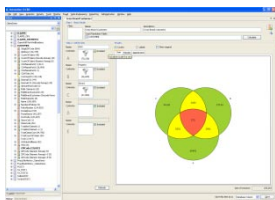
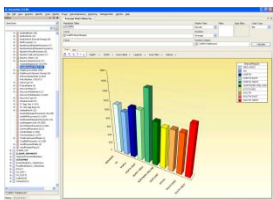
Project Industry: Financial Services  
Project type: Web, Desktop

CLEAR is a specialist Business Intelligence system developed to provide fast, flexible and **visually rich** management information and Key Performance Indicators.

CLEAR can be deployed across any function including marketing, insurance claims and administrative operations.

The dynamic nature of the product provides a more timely understanding of business performance. Often, with MI, by the time the situation is understood, it's too late to take preventative action and deal with emerging issues. CLEAR changes this and moves a company towards more responsive and targeted methods of action, by automatically highlighting specific issues, shortening and managing the "speed to market" of remedial action initiatives.

The flexibility and dynamic nature of the Nevron Chart controls is a significant contributory factor in delivering easily understood analysis to our customers. Interpretation of results is undoubtedly enhanced through the options provided and the clean nature in which the results can be displayed.



## Why Nevron?

**Cost** – Nevron offer superb value for money and are extremely competitive in their pricing.

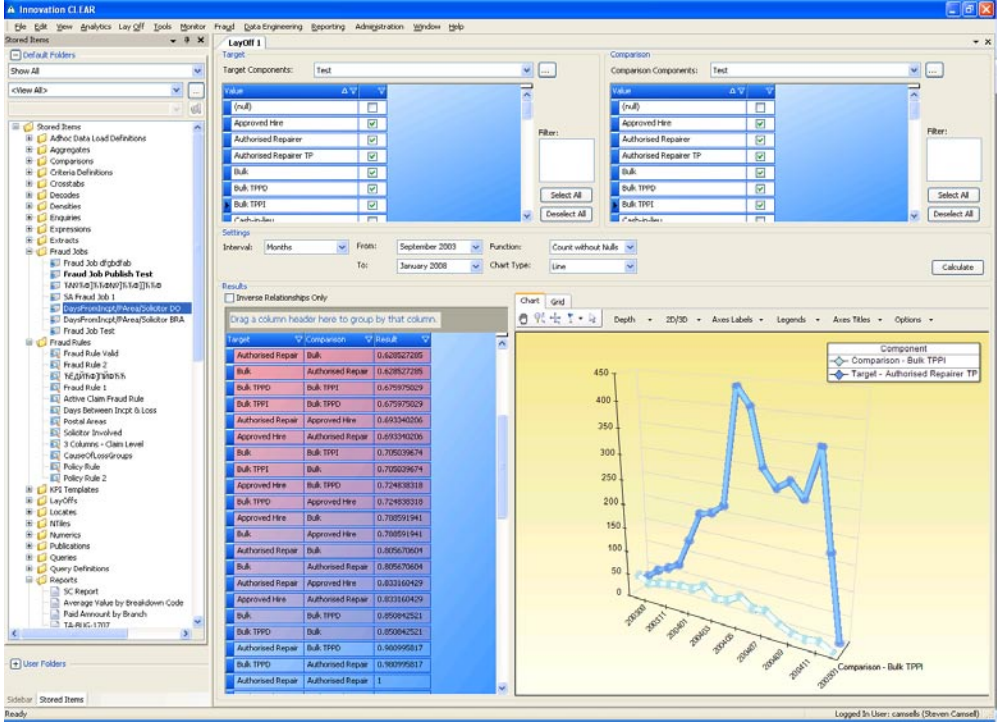
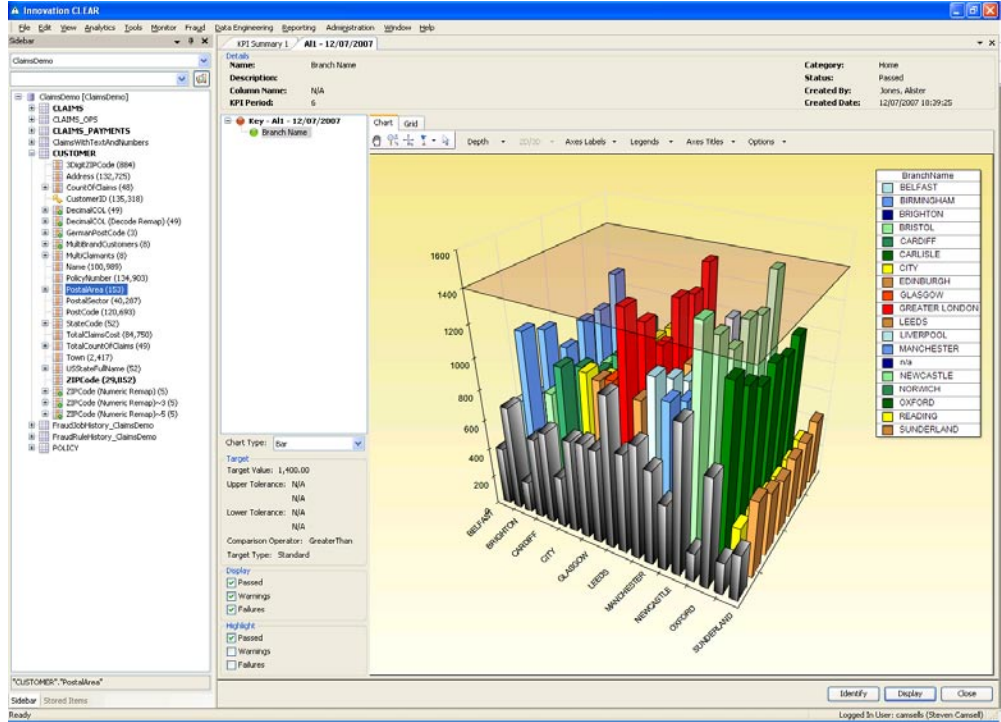
**Appearance** – the appearance of the charts is excellent and as good as anything else that we could find on the market.

**Functionality** – Did all of the things we needed it to and Nevron added some extra features for free (the Venn Diagram). Nevron charts are very interactive which is extremely useful in the CLEAR application where we need our users to be able to move, zoom and rotate their charts are well as being able to select individual chart elements to perform drag and drop. The interactive nature of the charts makes using the application a very intuitive process for our users.

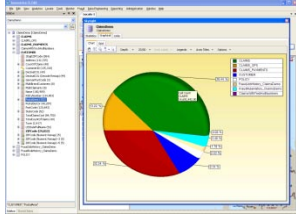


[www.nevron.com](http://www.nevron.com)

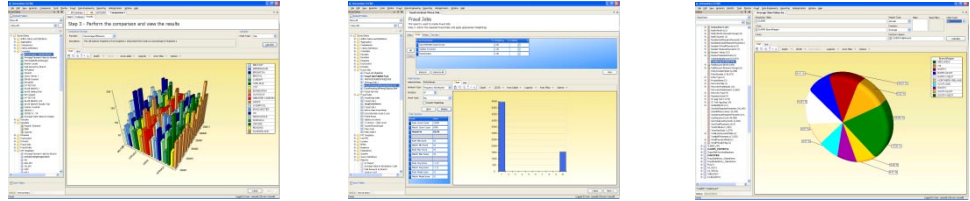
**Programmability** – the API was very flexible allowing on one hand the production of charts very rapidly and on the other hand a fine grain of control.



In general we have had an excellent experience working with Nevron. They have been particularly helpful in adding new chart types to their suite when we have come across a type of chart that we need for our product that was not already in the Nevron range.



1 year to produce the initial version of the application. The product has been in continuous development since then (almost 4 years now)  
4 developers  
Visual Studio 2003 (initial version) / 2005 (current)  
Optionally SQL Server or IBM DB2 for the system database  
Sybase IQ Enterprise for the storage of client data



Innovation Group  
<http://www.innovation-group.com/default.aspx>



[www.nevron.com](http://www.nevron.com)